

The multi-lepton anomalies at the LHC and a candidate for a singlet scalar

Bruce Mellado

The Wits Institute for Collider Particle Physics and
iThemba LABS



ANOMALIES 2021
International Conference (online)
IIT Hyderabad, Kandi, Telengana - 502285

Eminent Foreign Speakers

- Wolfgang Altmannshofer, UC Santa Cruz
- Sandhya Choubey, KTH, Stockholm
- Eung Jin Chun, KIAS
- Pietro Colangelo, INFN Bari
- Laura Covi, U. Gottingen
- Benjamin Grinstein, UC San Diego
- Tao Han, U. Pittsburgh
- Oleg Lebedev, U. Helsinki
- Christoph Lehner, U. Regensburg
- Bruce Mellado, U. Witwatersrand
- Hitoshi Murayama, UC Berkeley, IPMU
- Massimo Passera, INFN Padua
- Mitesh Patel, Imperial Coll. London
- Mariano Quiros, IFAE, Barcelona
- B. Lee Roberts, U. Boston
- German Valencia, U. Monash

Eminent Indian Speakers

- Satyaki Bhattacharya, SINP
- Rohini Godbole, IISc
- D. Indumathi, IMSc
- Partha Konar, PRL
- Anirban Kundu, U. Calcutta
- Ranjan Laha, IISc
- Kajari Mazumdar, TIFR
- Subhadip Mitra, IIT Hyderabad
- Biswarup Mukhopadhyaya, IISER Kolkata
- Santosh Rai, HRI
- Sudhir Vempati, IISc
- Urjit Yagnik, IIT Bombay

10th - 12th Nov, 2021

For registration, abstract submission and other queries please visit the following website:
<https://www.iith.ac.in/~anomalies19/anomalies2021.html>

Deadline for registration: 15th Oct, 2021
Deadline for abstract submission: 5th Oct, 2021

Logos: IIT Hyderabad, Brookhaven National Laboratory, NRF National Research Foundation, iThemba LABS Laboratory for Accelerator Based Sciences.

INSTITUTE FOR
COLLIDER
PARTICLE
PHYSICS



UNIVERSITY OF THE WITWATERSRAND



iThemba
LABS
Laboratory for Accelerator
Based Sciences

Anomalies 2021, IIT Hyderabad, 12/11/21

Outline

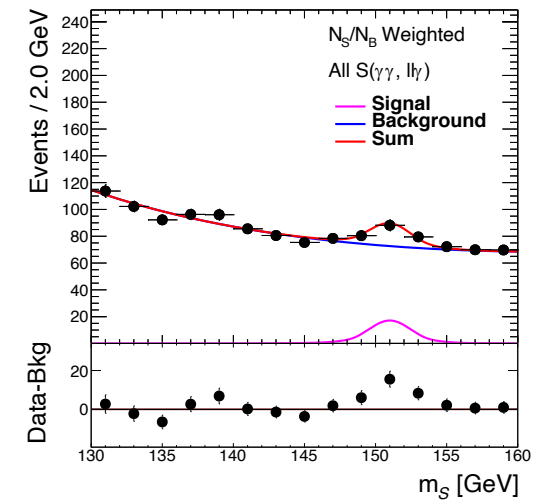
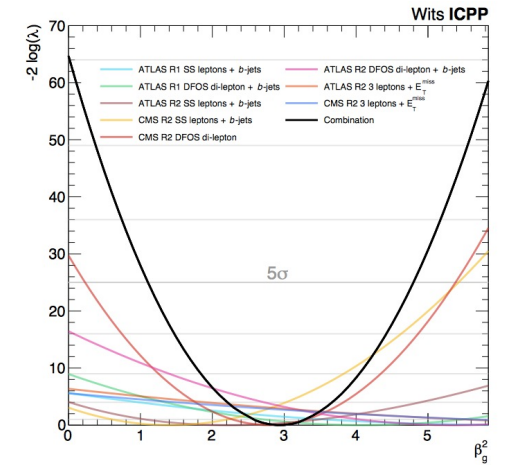
□ The simplified model

□ The multilepton anomalies

□ Methodology

□ The anatomy

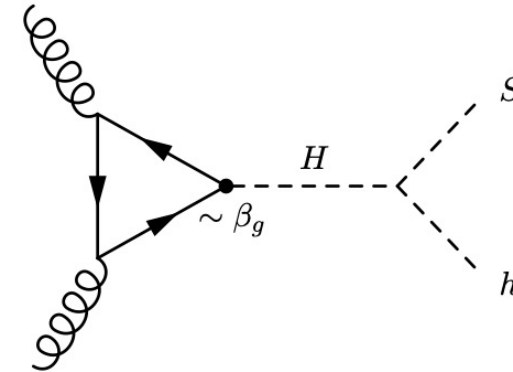
□ A possible candidate of S



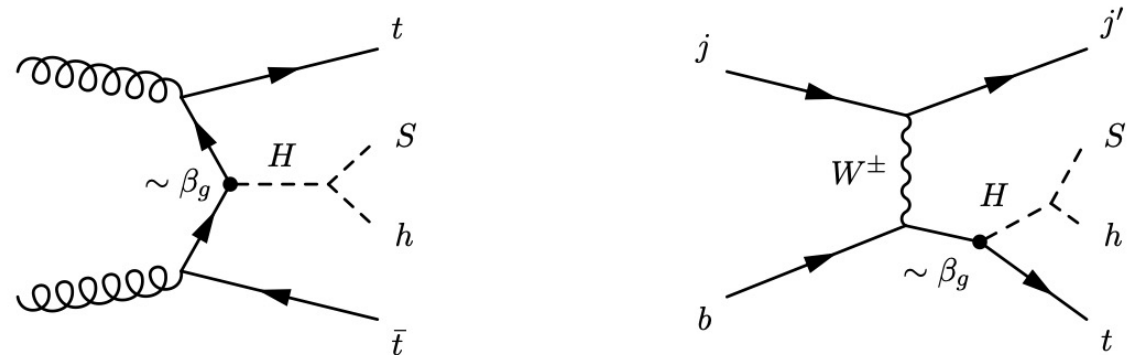
The Simplified Model and 2HDM+S

The simplified Model (from Run I)

- 1. The starting point of the hypothesis is the existence of a boson, H, that contains Higgs-like interactions, with a mass in the range 250-280 GeV**
- 2. In order to avoid large quartic couplings, incorporate a mediator scalar, S, that interacts with the SM and Dark Matter.**
- 3. Dominance of $H \rightarrow Sh, SS$ decay over other decays**



(a) Gluon fusion (ggF).



$$\mathcal{L}_{\text{int}} \supset -\beta_g \frac{m_t}{v} t\bar{t}H + \beta_V \frac{m_V^2}{v} g_{\mu\nu} V^\mu V^\nu H$$

$$\mathcal{L}_{HhS} = -\frac{1}{2} v \left[\lambda_{hhS} hhS + \lambda_{hSS} hSS + \lambda_{HHS} HHS + \lambda_{HSS} HSS + \lambda_{HhS} HhS \right],$$

The Decays of H

- In the general case, H can have couplings as those displayed by a Higgs boson in addition to decays involving the intermediate scalar and Dark Matter

$$H \rightarrow WW, ZZ, q\bar{q}, gg, Z\gamma, \gamma\gamma, \chi\chi$$
$$+ H \rightarrow SS, Sh, hh$$

Dominant decays

Diboson decay

$$H \rightarrow h(+X), S(+X)$$

The 2HDM+S

Eur. Phys. J. C (2016) 76:580

Introduce singlet real scalar, S.

2HDM potential, $\mathcal{V}(\Phi_1, \Phi_2)$

$$\begin{aligned} &= m_1^2 \Phi_1^\dagger \Phi_1 + m_2^2 \Phi_2^\dagger \Phi_2 - m_{12}^2 (\Phi_1^\dagger \Phi_2 + \text{h.c.}) \\ &+ \frac{1}{2} \lambda_1 (\Phi_1^\dagger \Phi_1)^2 + \frac{1}{2} \lambda_2 (\Phi_2^\dagger \Phi_2)^2 \\ &+ \lambda_3 (\Phi_1^\dagger \Phi_1) (\Phi_2^\dagger \Phi_2) + \lambda_4 |\Phi_1^\dagger \Phi_2|^2 \\ &+ \frac{1}{2} \lambda_5 \left[(\Phi_1^\dagger \Phi_2)^2 + \text{h.c.} \right] \\ &+ \left\{ \left[\lambda_6 (\Phi_1^\dagger \Phi_1) + \lambda_7 (\Phi_2^\dagger \Phi_2) \right] \Phi_1^\dagger \Phi_2 + \text{h.c.} \right\} \end{aligned}$$

2HDM+S potential

$$\begin{aligned} &\mathcal{V}(\Phi_1, \Phi_2) + \frac{1}{2} m_{S_0}^2 S^2 + \frac{\lambda_{S_1}}{2} \Phi_1^\dagger \Phi_1 S^2 \\ &+ \frac{\lambda_{S_2}}{2} \Phi_2^\dagger \Phi_2 S^2 + \frac{\lambda_{S_3}}{4} (\Phi_1^\dagger \Phi_2 + \text{h.c.}) S^2 \\ &+ \frac{\lambda_{S_4}}{4!} S^4 + \mu_1 \Phi_1^\dagger \Phi_1 S + \mu_2 \Phi_2^\dagger \Phi_2 S \\ &+ \mu_3 \left[\Phi_1^\dagger \Phi_2 + \text{h.c.} \right] S + \mu_S S^3. \end{aligned}$$

**Out of considerations of simplicity, assume S to be Higgs-like.
See backup slides for more details on model parameters.**

The model leads to rich phenomenology. Of particular interest are multilepton signatures

S. No.	Scalars	Decay modes
D.1	h	$b\bar{b}, \tau^+\tau^-, \mu^+\mu^-, s\bar{s}, c\bar{c}, gg, \gamma\gamma, Z\gamma, W^+W^-, ZZ$
D.2	H	D.1, hh, SS, Sh
D.3	A	D.1, $t\bar{t}, Zh, ZH, ZS, W^\pm H^\mp$
D.4	H^\pm	$W^\pm h, W^\pm H, W^\pm S$
D.5	S	D.1, $\chi\chi$

Scalar	Production mode	Search channels
H	$gg \rightarrow H, Hjj$ (ggF and VBF)	Direct SM decays as in Table 1 $\rightarrow SS/Sh \rightarrow 4W \rightarrow 4\ell + E_T^{\text{miss}}$ $\rightarrow hh \rightarrow \gamma b\bar{b}, b\bar{b}\tau\tau, 4b, \gamma\gamma WW$ etc. $\rightarrow Sh$ where $S \rightarrow \chi\chi \Rightarrow \gamma\gamma, b\bar{b}, 4\ell + E_T^{\text{miss}}$
	$pp \rightarrow Z(W^\pm)H$ ($H \rightarrow SS/Sh$)	$\rightarrow 6(5)l + E_T^{\text{miss}}$ $\rightarrow 4(3)l + 2j + E_T^{\text{miss}}$ $\rightarrow 2(1)l + 4j + E_T^{\text{miss}}$
	$pp \rightarrow t\bar{t}H, (t + \bar{t})H$ ($H \rightarrow SS/Sh$)	$\rightarrow 2W + 2Z + E_T^{\text{miss}}$ and b -jets $\rightarrow 6W \rightarrow 3$ same sign leptons + jets and E_T^{miss}
H^\pm	$pp \rightarrow tH^\pm$ ($H^\pm \rightarrow W^\pm H$)	$\rightarrow 6W \rightarrow 3$ same sign leptons + jets and E_T^{miss}
	$pp \rightarrow tbH^\pm$ ($H^\pm \rightarrow W^\pm H$)	Same as above with extra b -jet
	$pp \rightarrow H^\pm H^\mp$ ($H^\pm \rightarrow HW^\pm$)	$\rightarrow 6W \rightarrow 3$ same sign leptons + jets and E_T^{miss}
	$pp \rightarrow H^\pm W^\pm$ ($H^\pm \rightarrow HW^\pm$)	$\rightarrow 6W \rightarrow 3$ same sign leptons + jets and E_T^{miss}
A	$gg \rightarrow A$ (ggF)	$\rightarrow t\bar{t}$ $\rightarrow \gamma\gamma$
	$gg \rightarrow A \rightarrow ZH$ ($H \rightarrow SS/Sh$)	Same as $pp \rightarrow ZH$ above, but with resonance structure over final state objects
	$gg \rightarrow A \rightarrow W^\pm H^\mp$ ($H^\mp \rightarrow W^\mp H$)	6W signature with resonance structure over final state objects

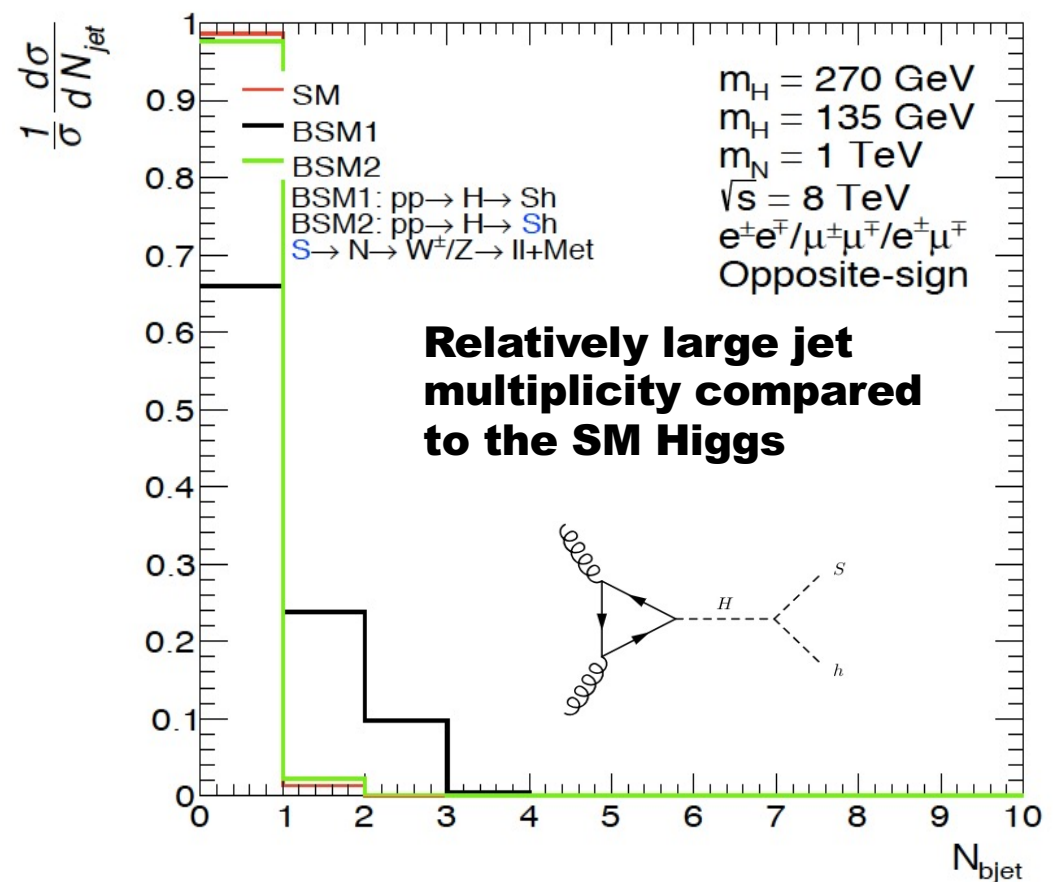
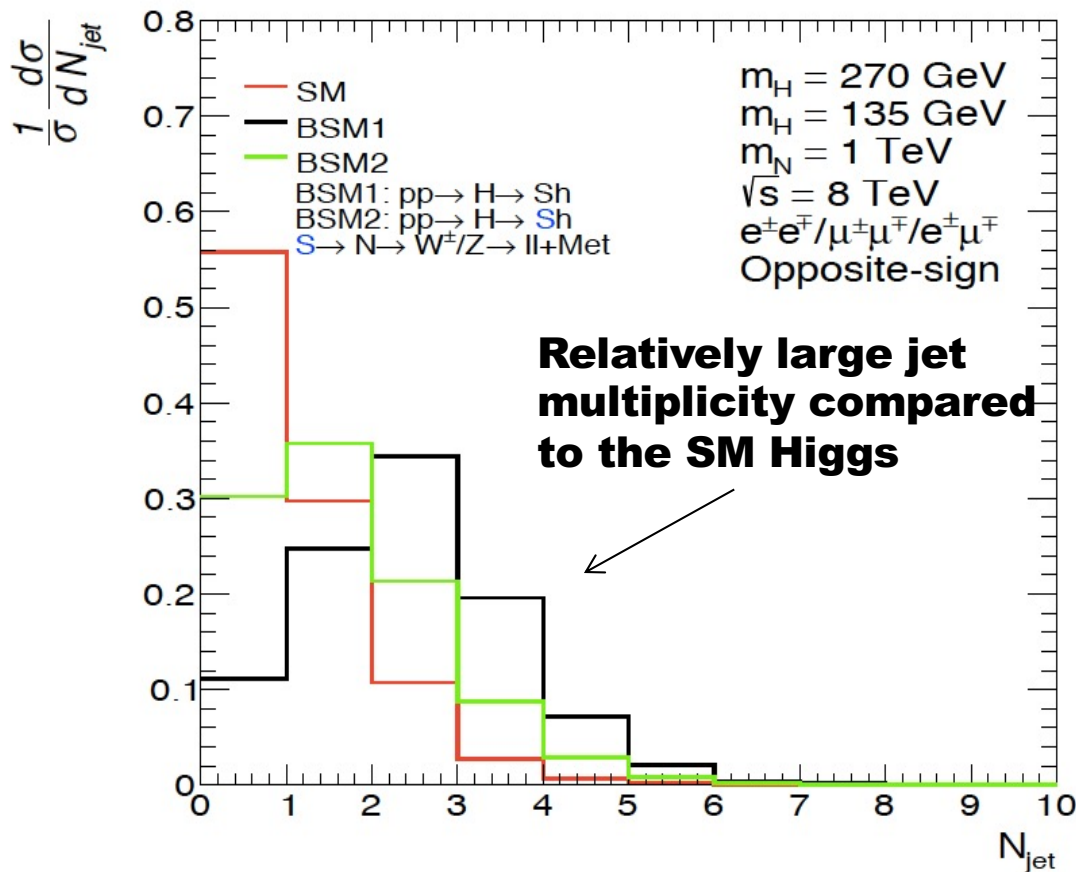
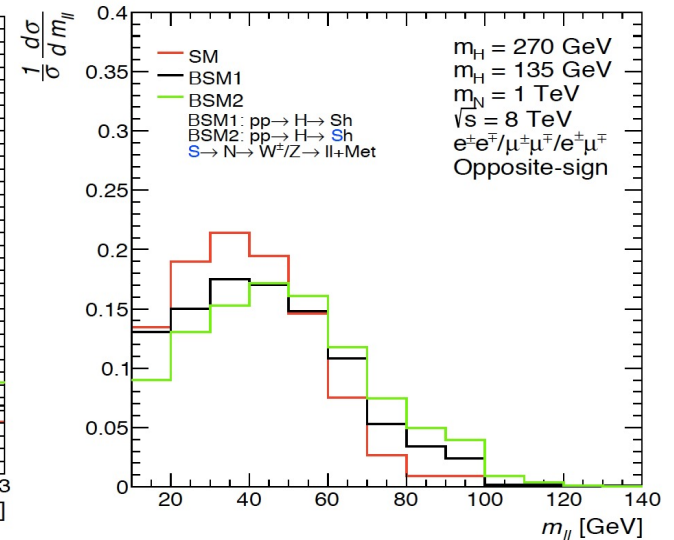
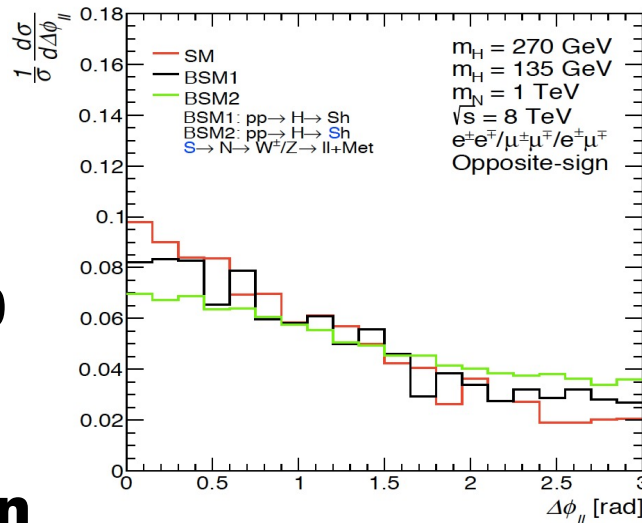
Multi-lepton final states

It is paramount to remark that the excesses are seen in final states that were predicted 2015/2016 on the basis of a simplified model and not the result of scan of the available phase-space. Additionally, the parameters of the model were fixed then leaving only one degree of freedom: normalization. Thus, no look-elsewhere effects in parameter or phase-space

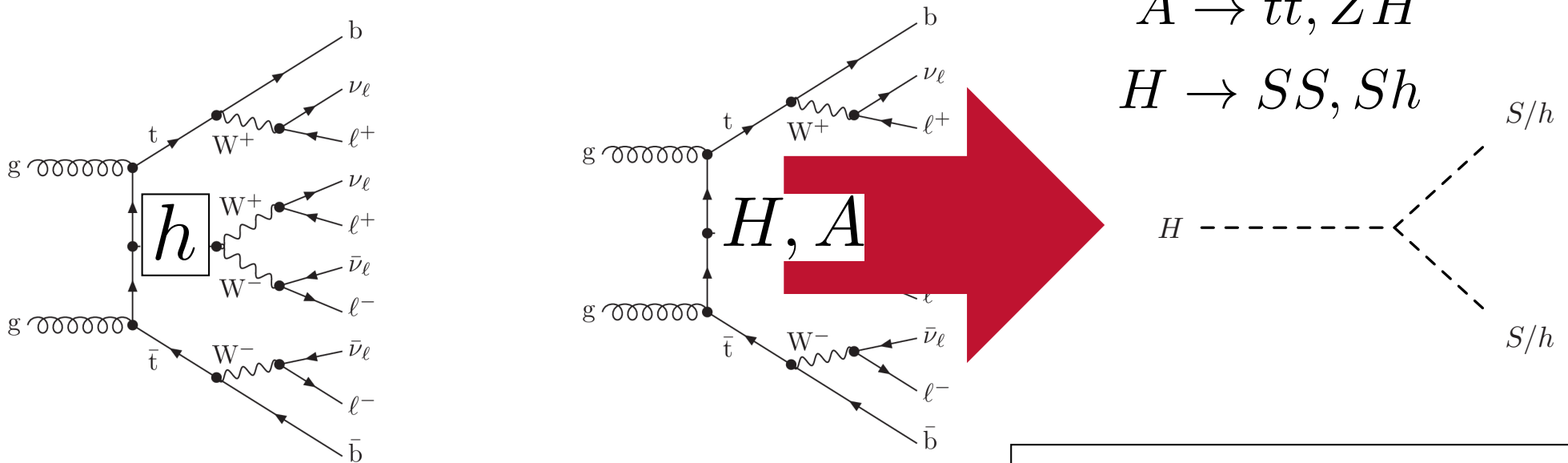
$$pp \rightarrow H \rightarrow Sh$$

$$\rightarrow \ell^+ \ell^- + X$$

Expect di-leptons ($m_{ll} < 100$ GeV) with jets and b-jets with rates comparable to that of the SM Higgs boson



Top associated Higgs production (Multi-lepton final states)



Reduced cross-section of $ttH+tH$ is compensated by di-boson, (SS, Sh) decay and large $Br(S \rightarrow WW)$. Production of same sign leptons, three leptons is enhanced. Enhanced tH cross-section

Produces SS 2l, 3l with b-jets, including 3 b-jets

Explains anomalously large $ttW+ttH+4t$ cross-sections seen by ATLAS and CMS

Methodology

(to avoid biases and look-else-where effects)

Based Higgs p_T , hh, tth, VV in Run 1
Eur. Phys. J. C (2016) 76:580

Model defined and predictions made for
multilepton excesses

Multi-lepton excesses in Run 1 and few
Run 2 results available in 2017

J.Phys.G 45 (2018) 11, 115003

Model parameters fixed in 2017 with
 $m_H=270$ GeV, $m_S=150$ GeV,
S treated as SM Higgs-like,
dominance of $H \rightarrow Sh, SS$

Fixed final states and phase-space
defined by fixed model parameters.
NO tuning, NO scanning

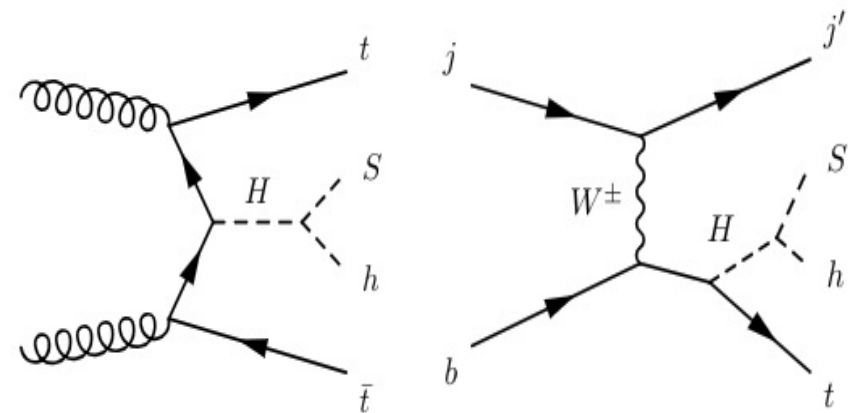
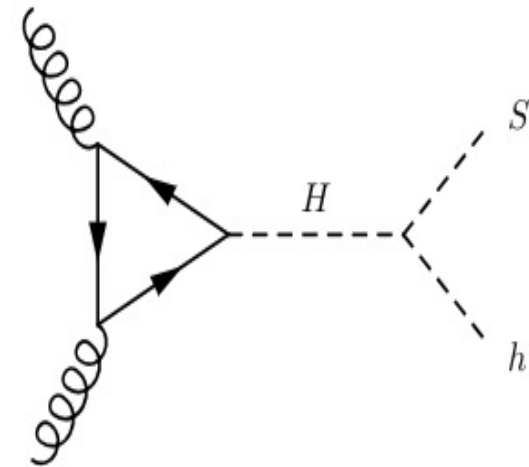
Update same final states with
more data in Run 2

Study new final states where
excesses predicted and data
available in Run 1 and Run 2
(e.g., SS0b, 3l0b, ZW0b)

J.Phys. G46 (2019) no.11, 115001
JHEP 1910 (2019) 157
Chin.Phys.C 44 (2020) 6, 063103
Physics Letters B 811 (2020) 135964
Eur.Phys.J.C 81 (2021) 365

BSM inputs to the fit

- The following assumptions are made:
 - a. The masses of H and S are fixed to $m_H = 270$ GeV and $m_S = 150$ GeV
 - b. The only significant production mechanisms of H come from the t - t - H Yukawa coupling:
 - Gluon fusion
 - Top associated production
 - c. The Yukawa coupling is scaled away from the SM Higgs-like value by the free parameter β_g
 - d. The BR of $H \rightarrow Sh$ is fixed to 100%
 - e. The BRs of S are Higgs-like
- Therefore, the only free parameter in the fits is β_g^2



Combination of fit results (2019)

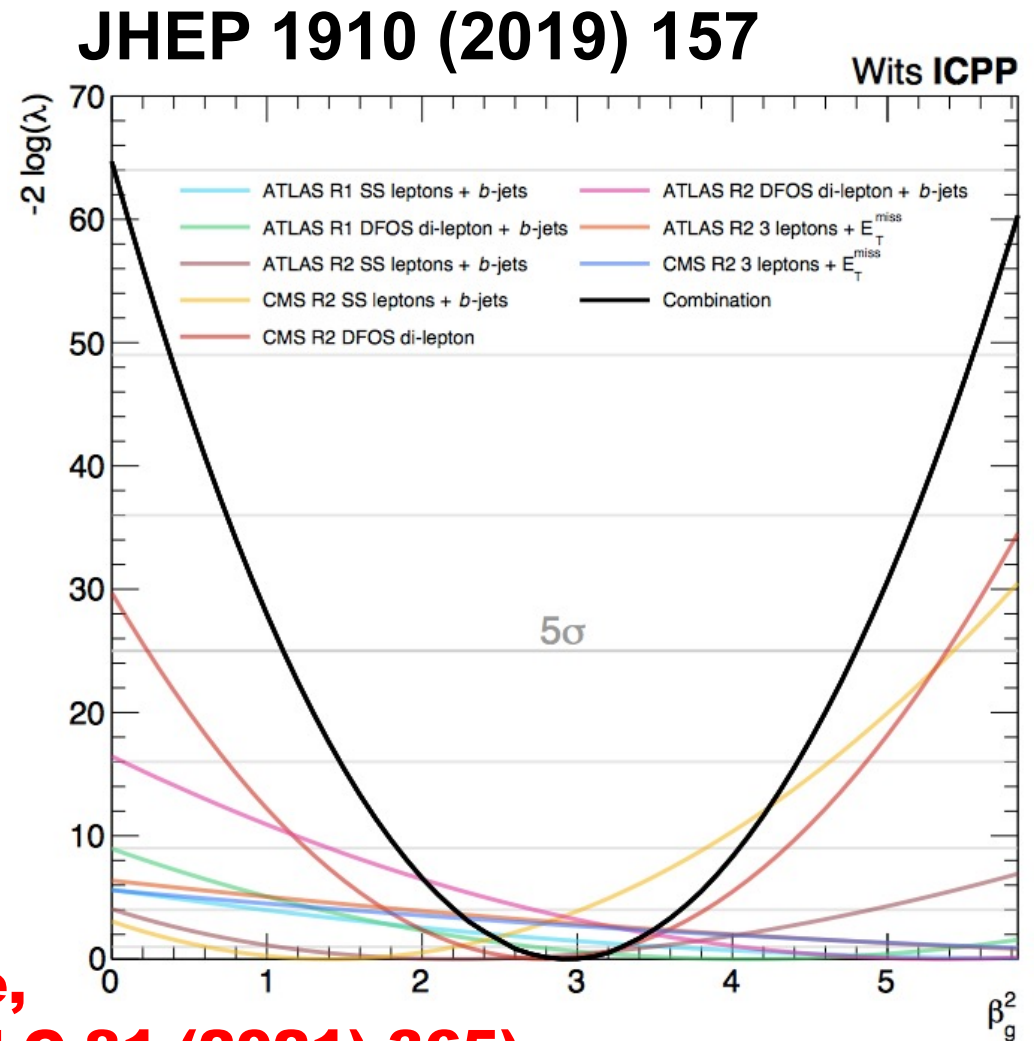
- **Simultaneous fit for all measurements:**
- **To the right: (-2 log) profile likelihood ratio for each individual result and the combination of them all**
- **The significance for each fit is calculated as**

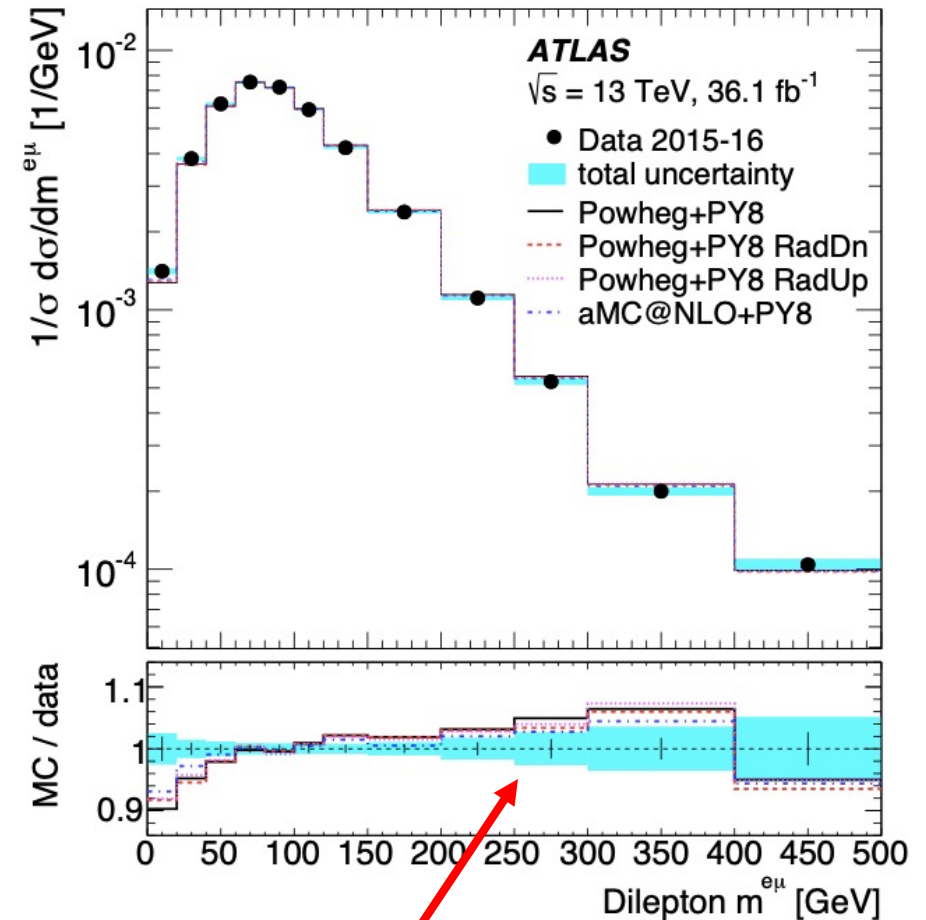
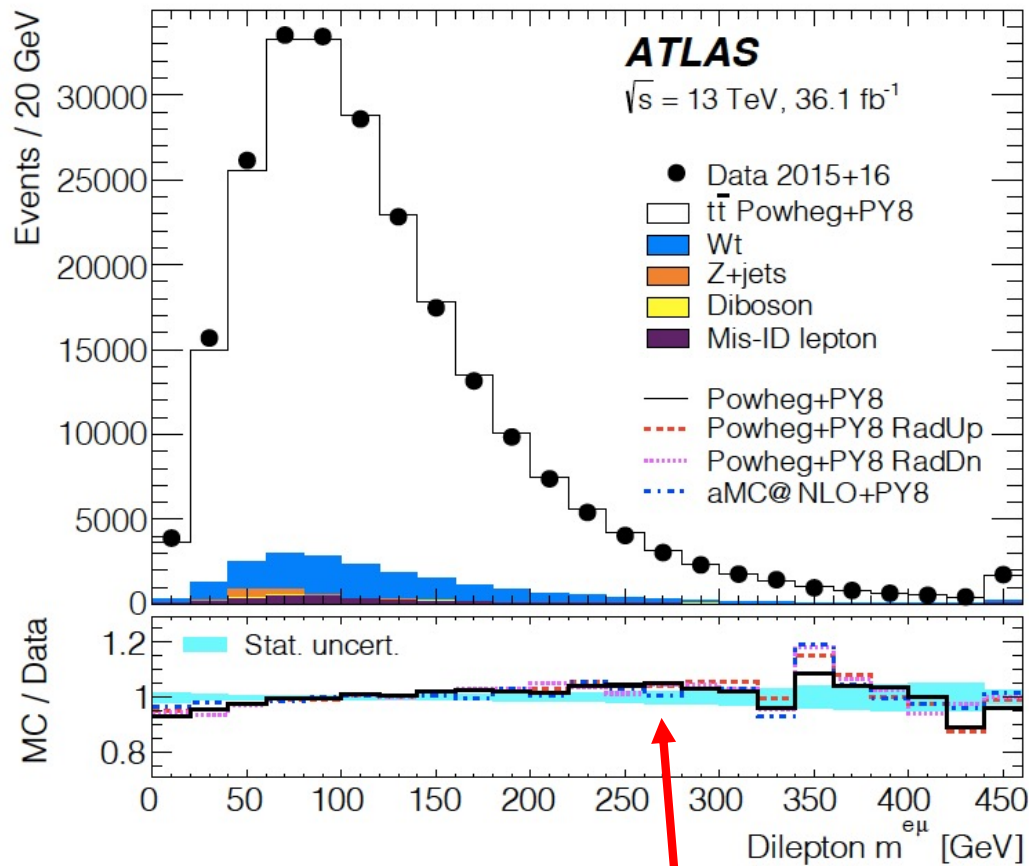
$$\sqrt{-2 \log \lambda(0)}$$

- **Best-fit: $\beta_g^2 = 2.92 \pm 0.35$**
- **Corresponds to 8.04σ**

Excesses have been growing since, and new have emerged (Eur.Phys.J.C 81 (2021) 365)

Interpretation: Measure of the inability of current MC tools to describe multiple-lepton data and how a simplified model with $H \rightarrow Sh$ is able to capture the effect with one parameter



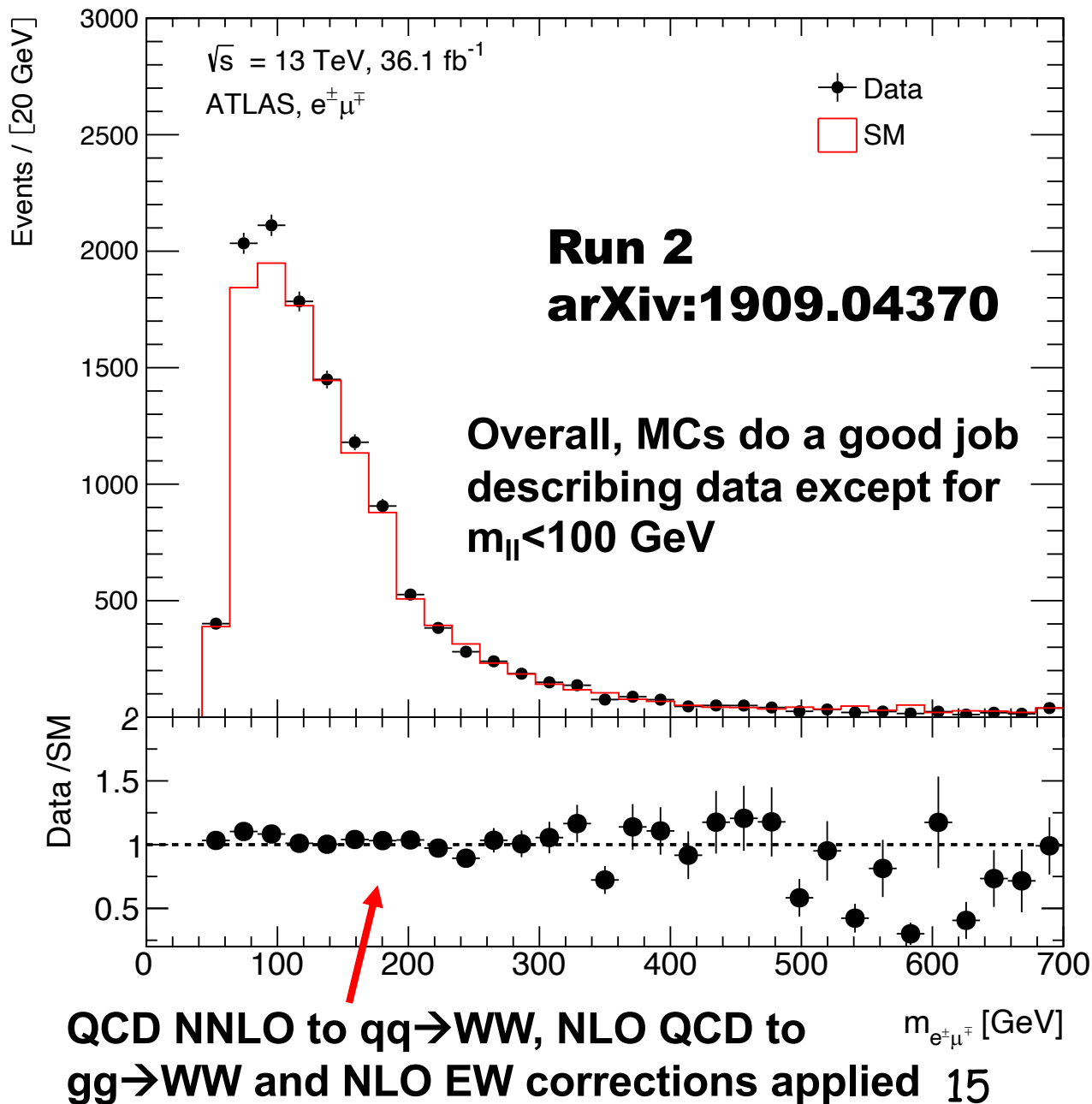
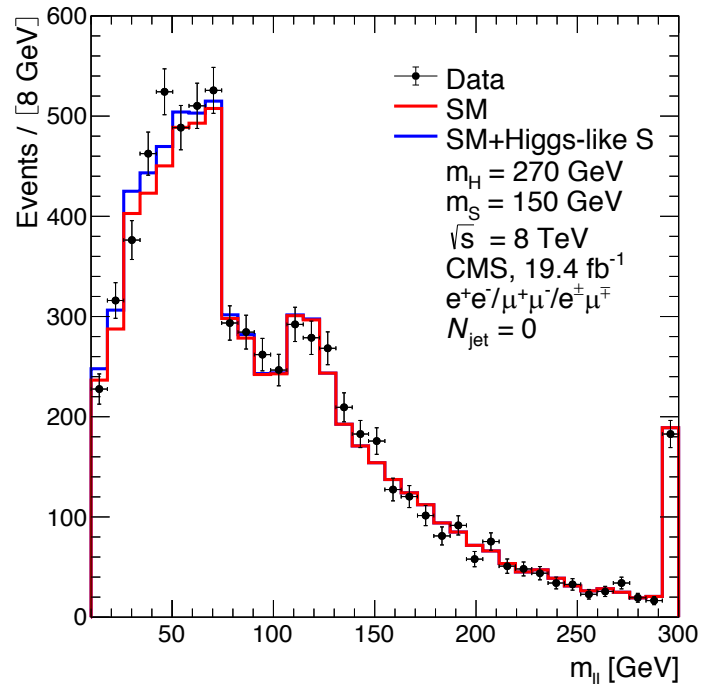
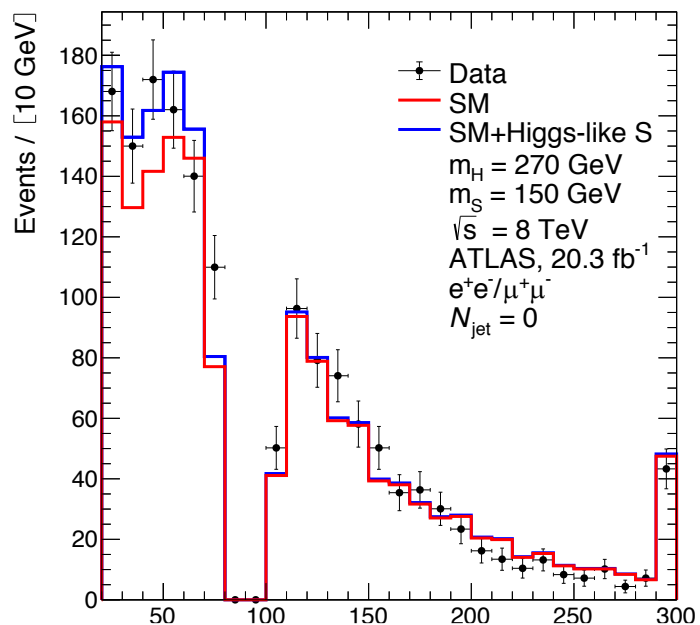


Residual discrepancies at high m_{ll} will be fixed with missing NNLO QCD and NLO EW corrections

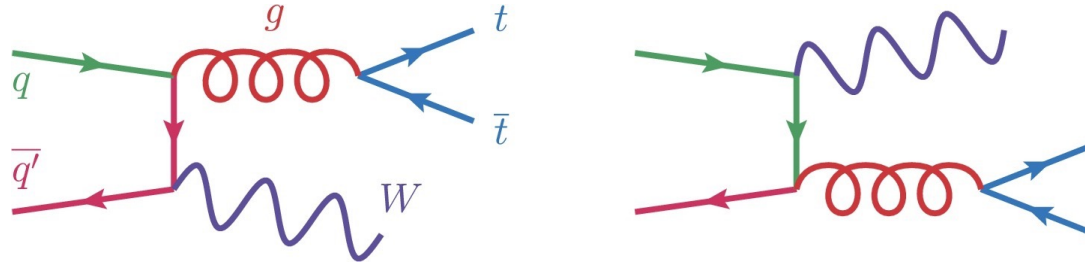
Excess at low m_{ll} remains prevalent, indicating that effects seen in Run 1 were not statistical fluctuations. NNLO QCD corrections do not fix the issue (see Mitov et al.)

Excesses in di-leptons with full-jet veto not included above

Run 1, J.Phys. G45 (2018) no.11, 115003



The anatomy of inclusive ttW at the LHC



**S.Buddenbrock, R.Ruiz
and B.M.
Physics Letters B 811
(2020) 135964**

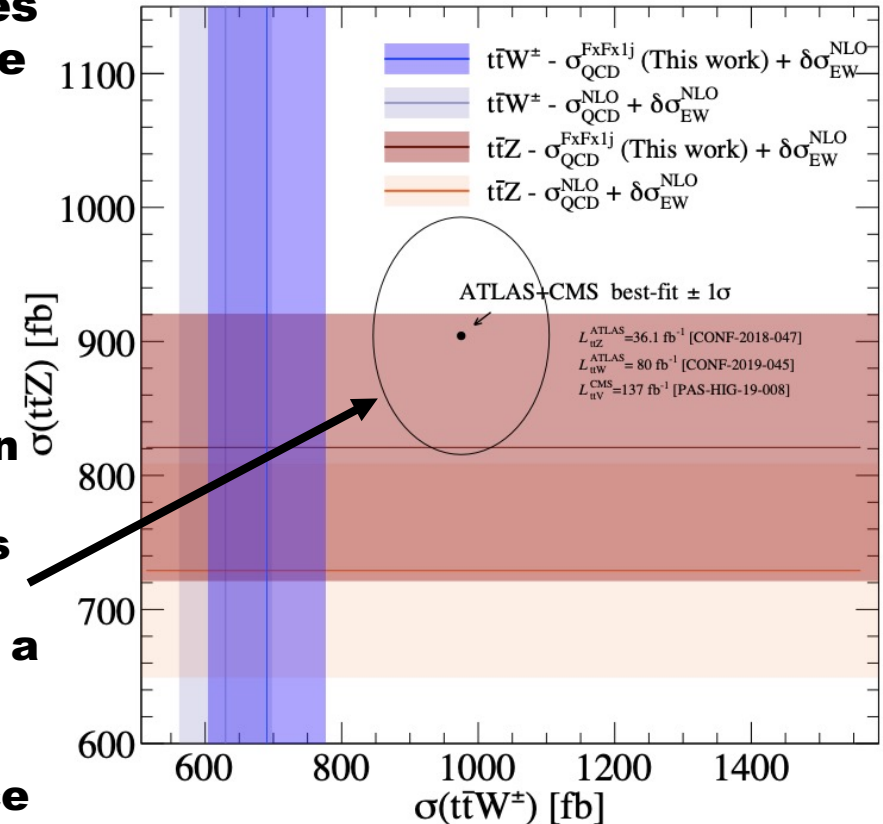
Using fixed order computations at $O(\alpha_s^4\alpha)$ and NLO multi-jet matching yielding similar (10%-14%) corrections to the inclusive rate

		$ij \rightarrow t\bar{t}W^\pm kl$				
(i, j)	(k, l)	$p_T^{j1 \text{ min}}$	$p_T^{j2 \text{ min}}$	σ [fb]	$\pm\delta_{\mu_f, \mu_r}$	$\pm\delta_{\text{PDF}}$
All	All	75 GeV	75 GeV	34.7 (100%)	+57%	+1.1%
(g, Q)	(g, Q)			23.7 (68%)		
(Q, Q)	(Q, Q)			6.99 (20%)		
(Q, Q)	(g, g)			3.63 (10%)		
(g, g)	(q, \bar{q})			0.437 (1.3%)		
All	All	100 GeV	75 GeV	33.1 (100%)	+57%	+1.0%
(g, Q)	(g, Q)			22.6 (68%)	-34%	-1.0%
(Q, Q)	(Q, Q)			6.78 (20%)		
(Q, Q)	(g, g)			3.28 (9.9%)		
(g, g)	(q, \bar{q})			0.409 (1.2%)		
All	All	100 GeV	100 GeV	21.2 (100%)	+57%	+1.1%
(g, Q)	(g, Q)			14.3 (67%)	-34%	-1.1%
(Q, Q)	(Q, Q)			4.91 (23%)		
(Q, Q)	(g, g)			1.75 (8%)		
(g, g)	(q, \bar{q})			2.58 (1%)		
(g, q_V)	(g, q_V)	75 GeV	75 GeV	20.1 (58%)	+58%	+2.3%
(g, q_V)	(g, q_V)	100 GeV	75 GeV	19.3 (58%)	-35%	-2.3%
(g, q_V)	(g, q_V)	100 GeV	100 GeV	12.2 (58%)	+58%	+2.3%
(g, q_V)	(g, q_V)	75 GeV	75 GeV	20.1 (58%)	-35%	-2.3%
(g, q_V)	(g, q_V)	100 GeV	100 GeV	12.2 (58%)	+59%	+2.4%
(g, q_V)	(g, q_V)	100 GeV	100 GeV	12.2 (58%)	-35%	-2.4%

Table 2: Total cross sections [fb] at $\sqrt{s} = 13$ TeV for the $pp \rightarrow t\bar{t}W^\pm jj$ process at LO, with scale and PDF uncertainties [%], for representative $p_T^{jk \text{ min}}$ with $|\eta^j| < 4.0$. Also shown is the decomposition according to partonic channel, for $q_V \in \{u, d\}$, $q \in \{u, d, c, s\}$, and $Q \in \{q, \bar{q}\}$.

Detailed studies that include the decomposition in partonic channels and differential distributions

Tension between data and predictions does not wane. For this process a complete NNLO computation is needed to reduce theory uncertainty



Anatomy of the multi-lepton anomalies

Final state	Characteristic	Dominant SM process	Significance
l^+l^- + jets, b-jets	$m_{ll} < 100$ GeV, dominated by 0b-jet and 1b-jet	tt+Wt	$>5\sigma$
l^+l^- + full-jet veto	$m_{ll} < 100$ GeV	WW	$\sim 3\sigma$
$l^\pm l^\pm$ & $l^\pm l^\pm l$ + b-jets	Moderate H_T	ttW, 4t	$>3\sigma$
$l^\pm l^\pm$ & $l^\pm l^\pm l$ et al., no b-jets	In association with h	Wh, WWW	$\sim 4.5\sigma$
Z($\rightarrow l^+l^-$)+l	$p_{TZ} < 100$ GeV	ZW	$>3\sigma$

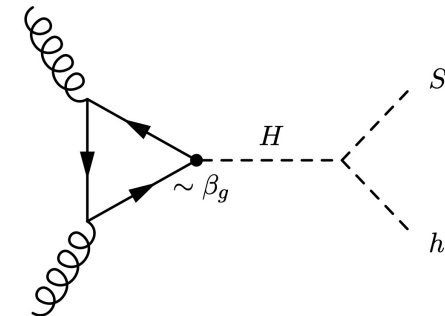
Anomalies cannot be explained by mismodelling of a particular process, e.g. ttbar production alone. In both ATLAS and CMS.

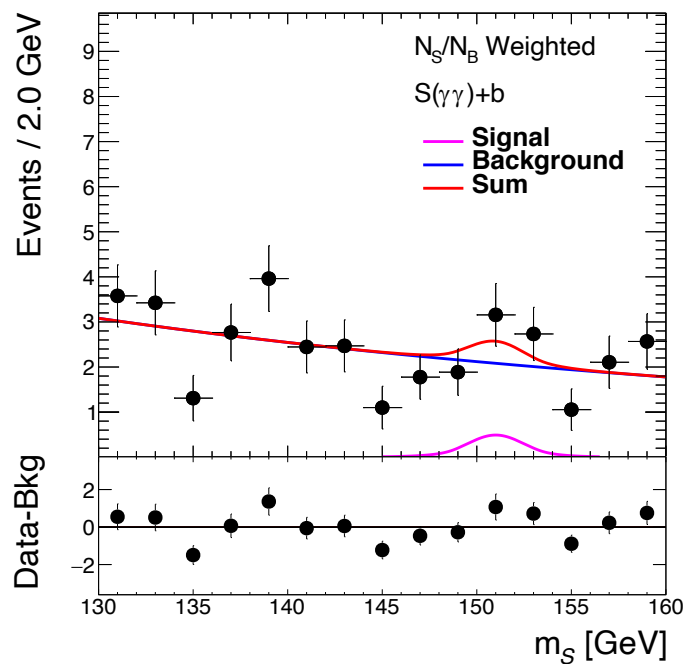
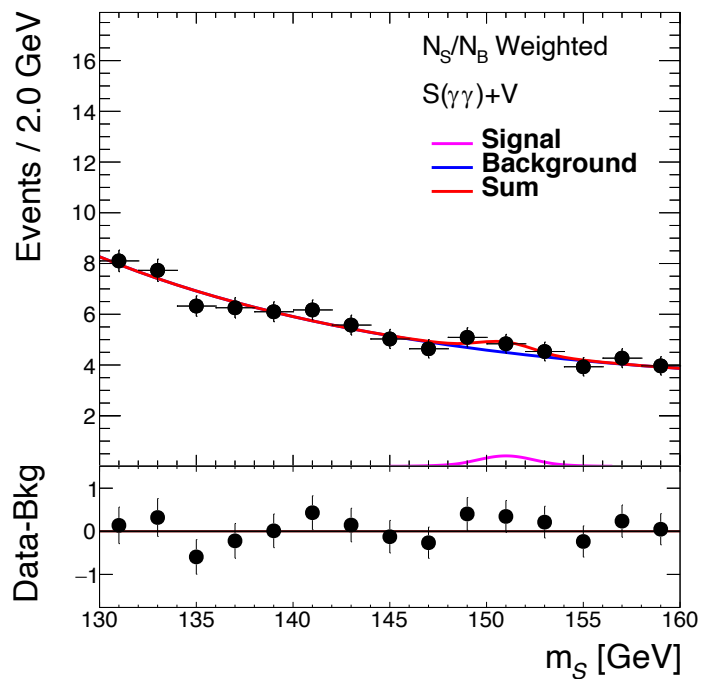
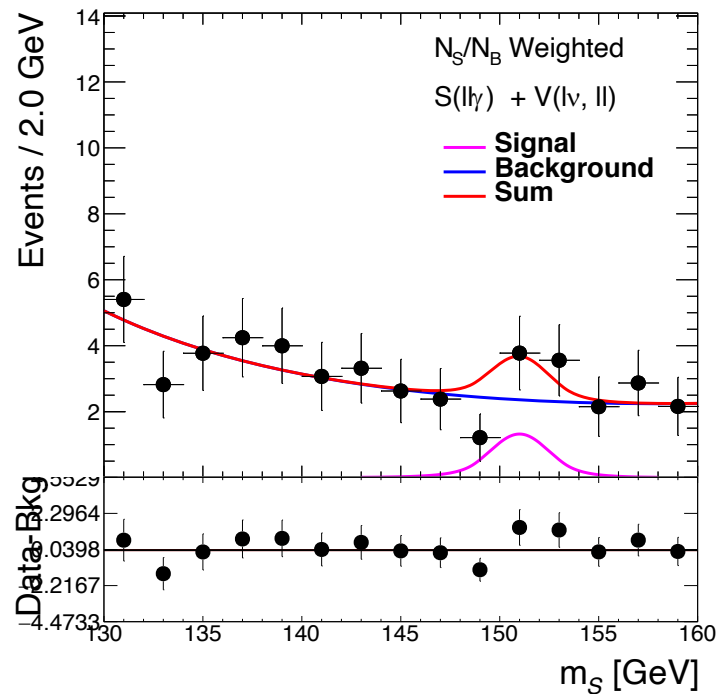
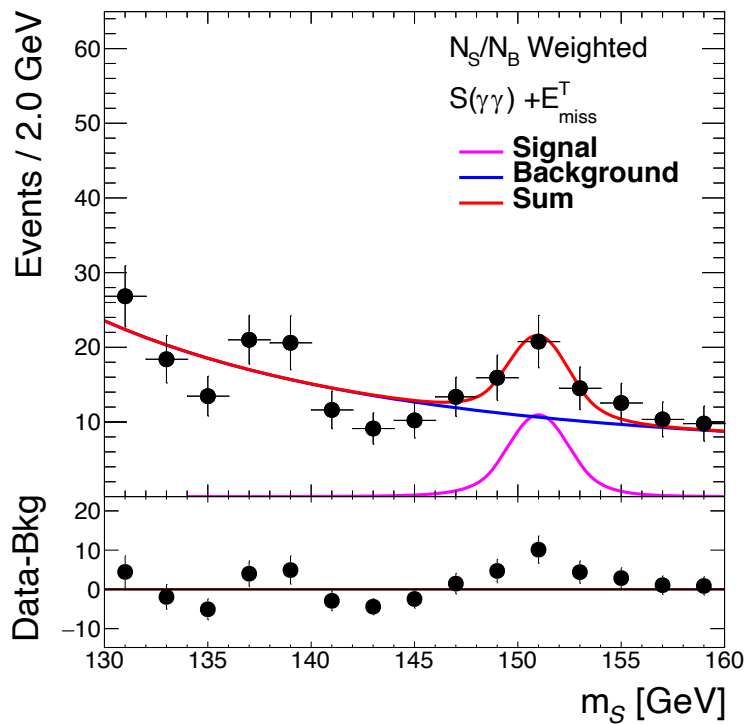
**A possible
candidate of S**

Procedure

(avoiding “cherry picking”)

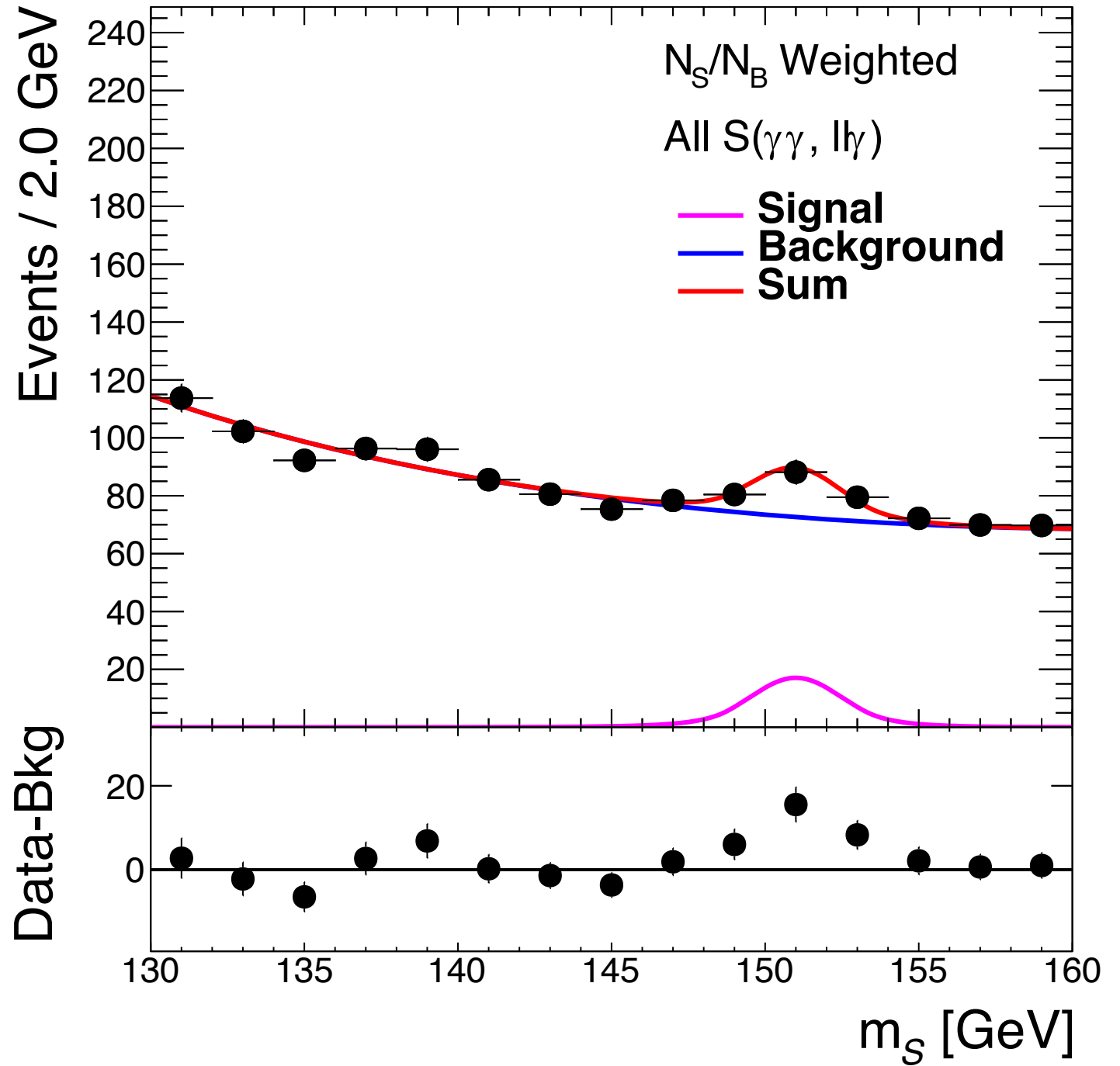
- ❑ **Setting a well-defined procedure is essential to the integrity of a search. Scanning nullifies significance**
- ❑ **From the di-lepton anomalies: $m_h < m_s < 170$ GeV**
 - ❑ **It is critical that search be localized and motivated**
- ❑ **Focus on $\gamma\gamma$ and $Z\gamma$ decays**
- ❑ **As per the model that described the multi-lepton anomalies, we select final state according to di-boson signatures. S is produced via the decay of something heavier and not directly**
 - ❑ **Re-use Higgs boson data**
 - ❑ **Remove VBF and boosted topologies**
 - **Related to direct production**



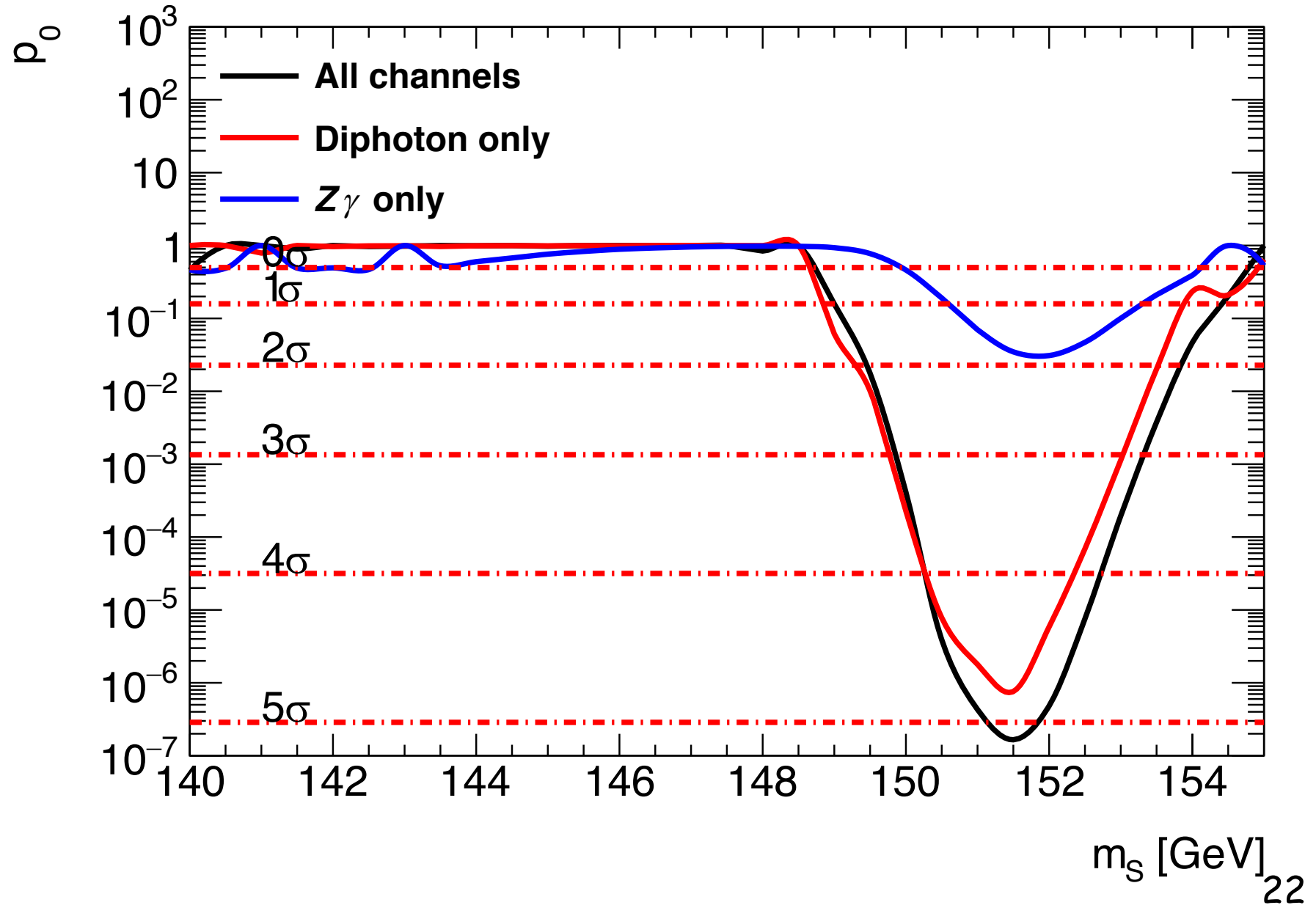


Analysis of publicly available di-photon and $Z\gamma$ spectra in associated production gives global 4.8σ excess around 151 GeV. Fiducial yields consistent with $H \rightarrow SS^*$ hypothesis with $m_H = 270$ GeV (see above)

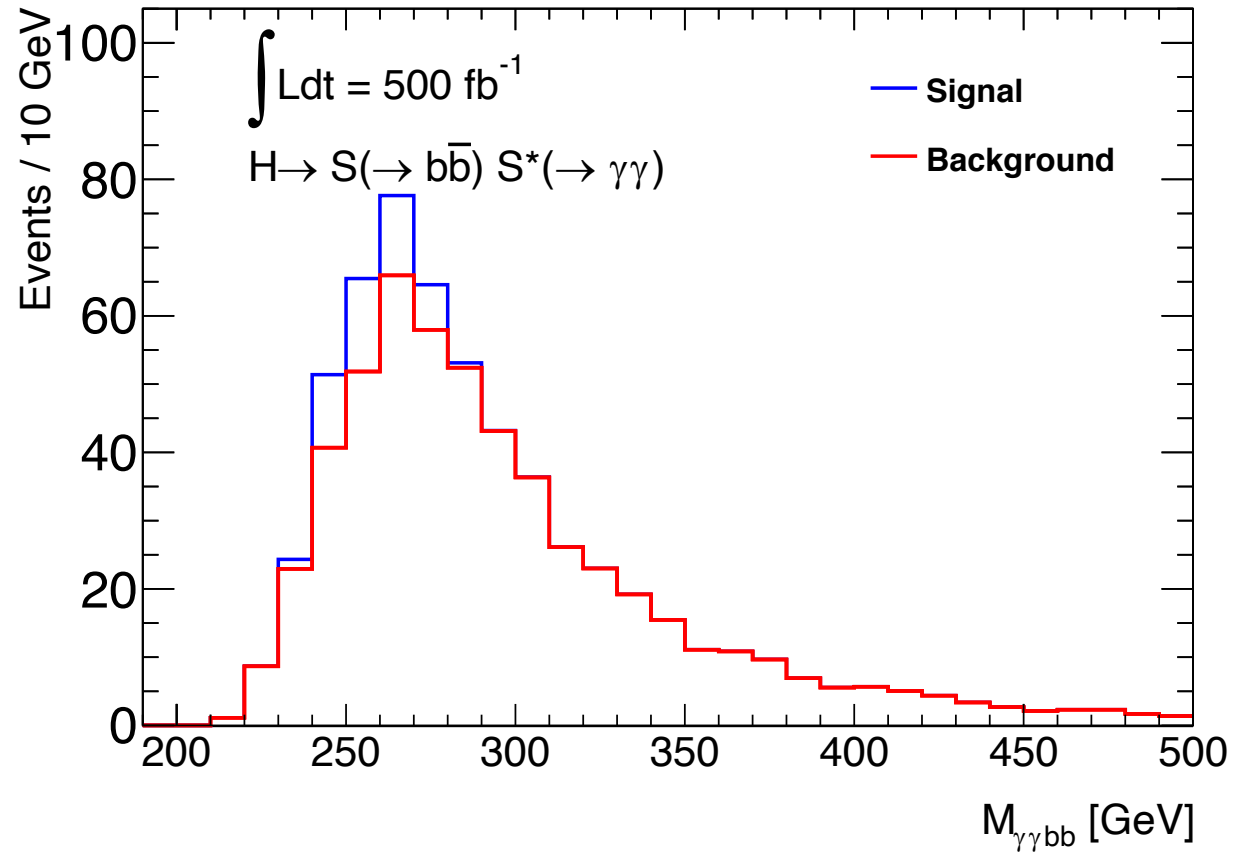
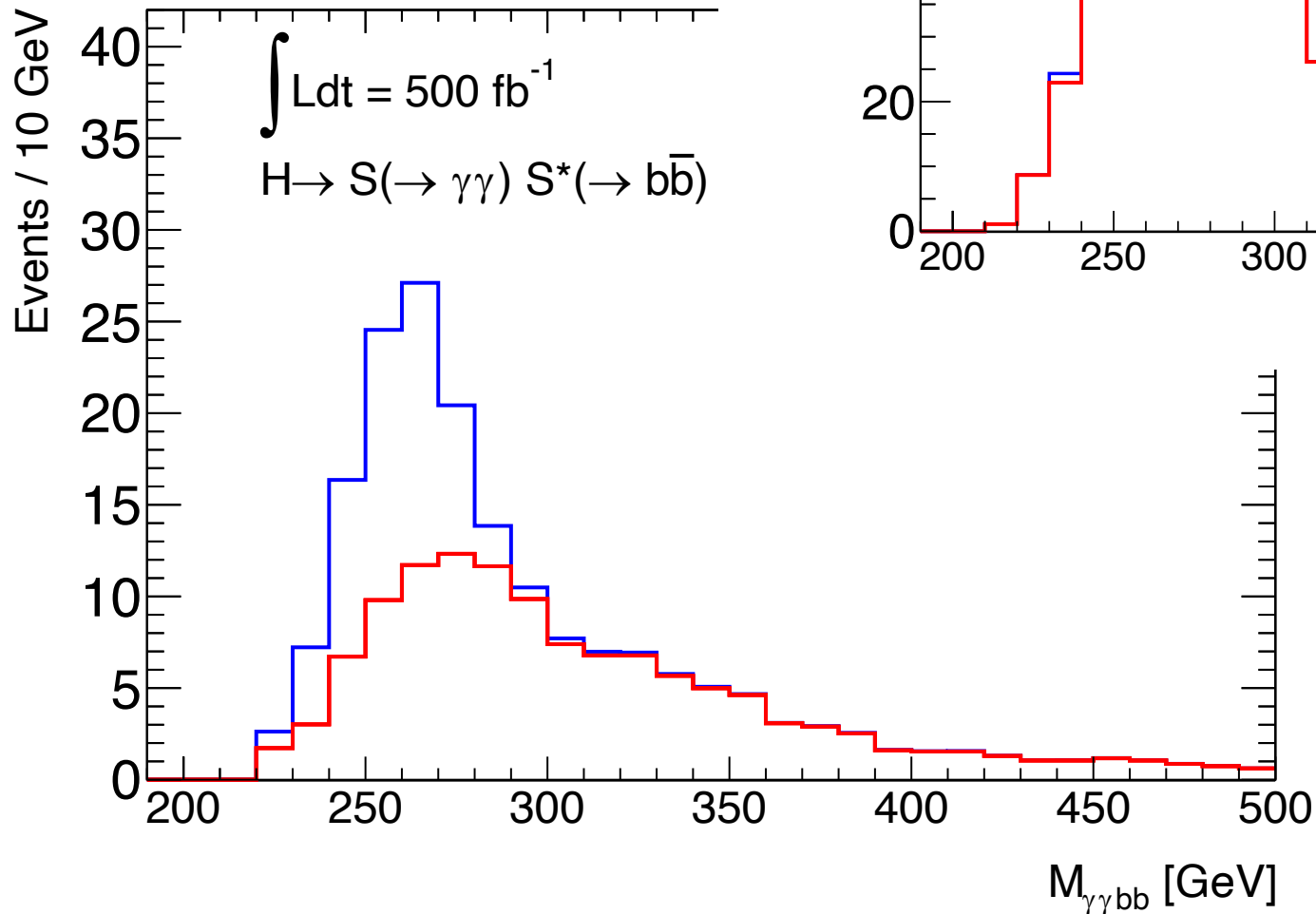
Excess not seen in $S \rightarrow ZZ \rightarrow 4\ell, \ell = e, \mu$



Result is obtained with public results from the LHC experiments



Abovementioned excess further motivates searches for bosons in asymmetric $\gamma\gamma b\bar{b}$ configurations not performed before at the LHC

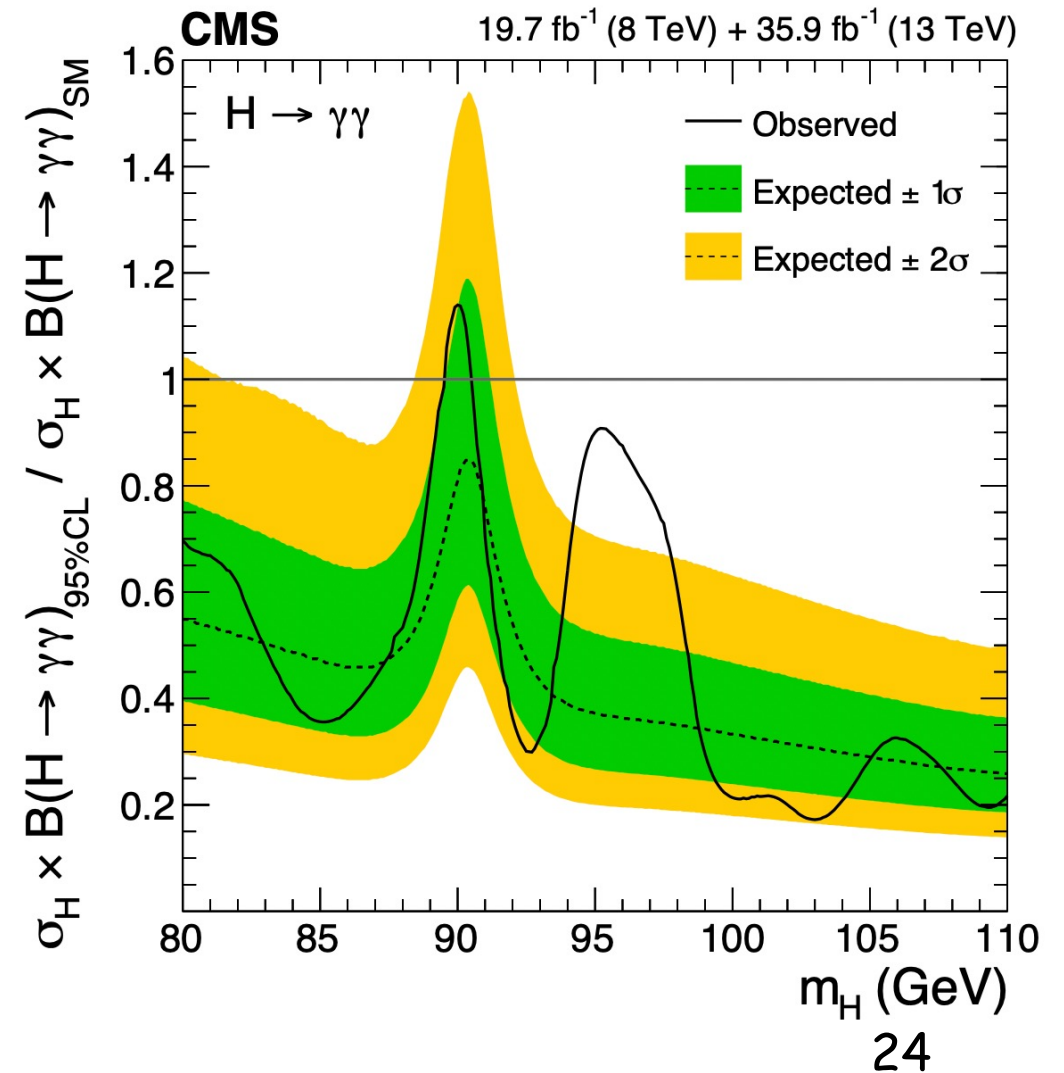
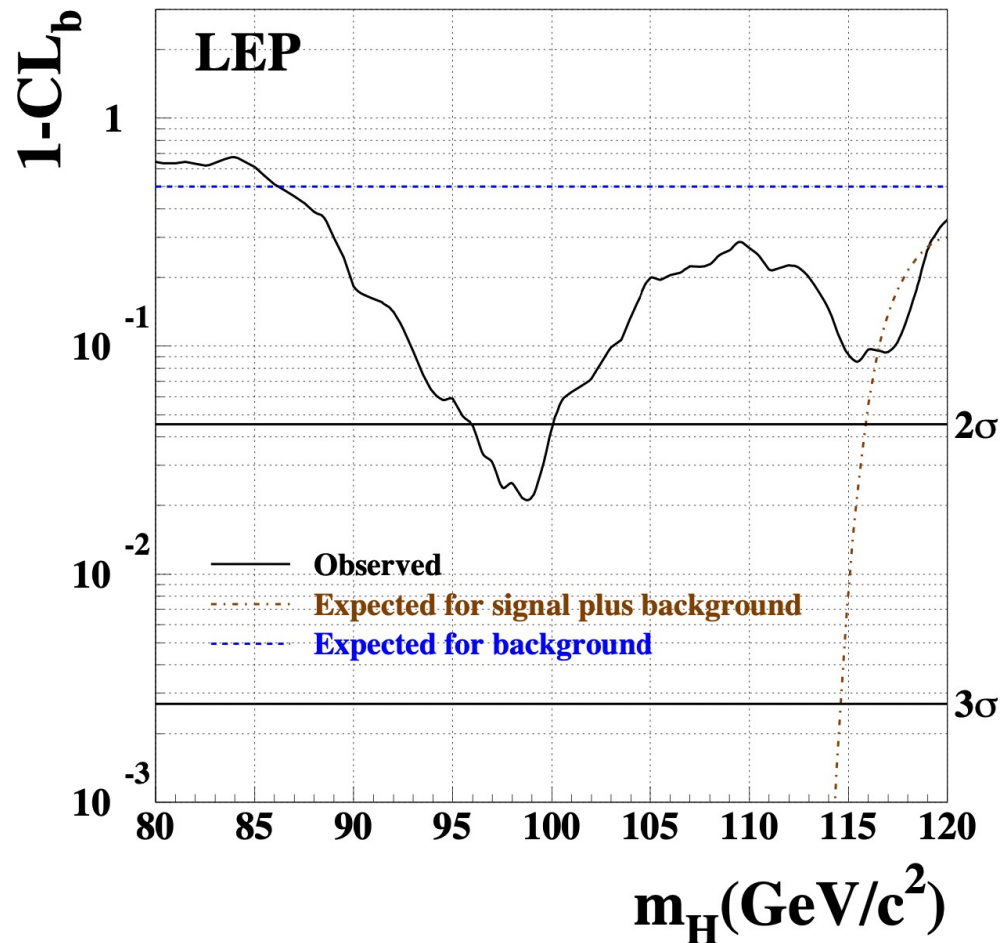


Expect more than 7σ significance for one experiment with the Run 2 + Run 3 data sets.

Some tantalizing results around 96 GeV from LEP and CMS, not contradicted by ATLAS. Interesting to see what the full Run 2 data set has to say. Further motivates asymmetric searches $H \rightarrow SS'$...

LEP, Phys. Lett. B 565 (2003) 61–75

CMS, Phys. Lett. B 793 (2019) 320–347

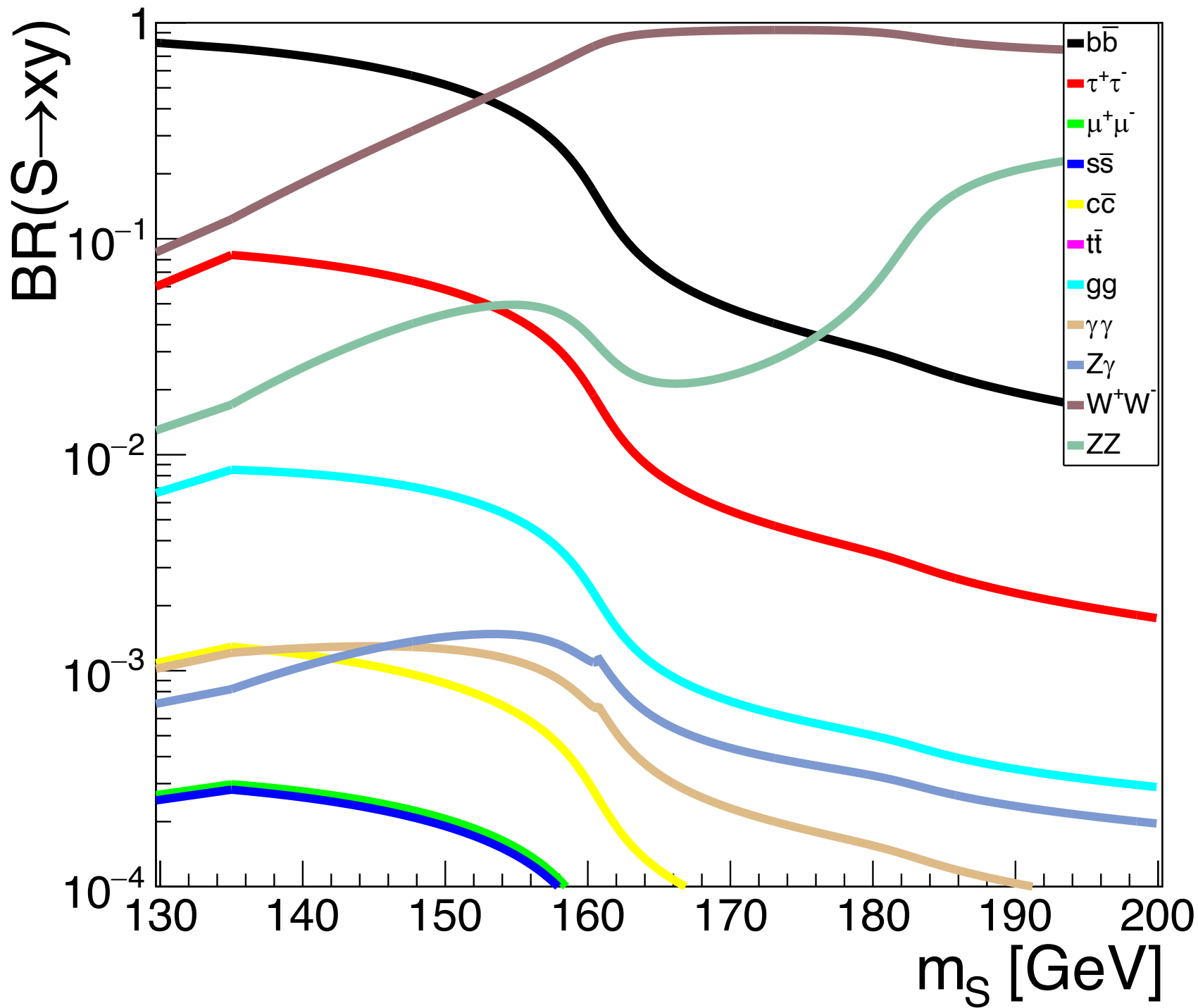


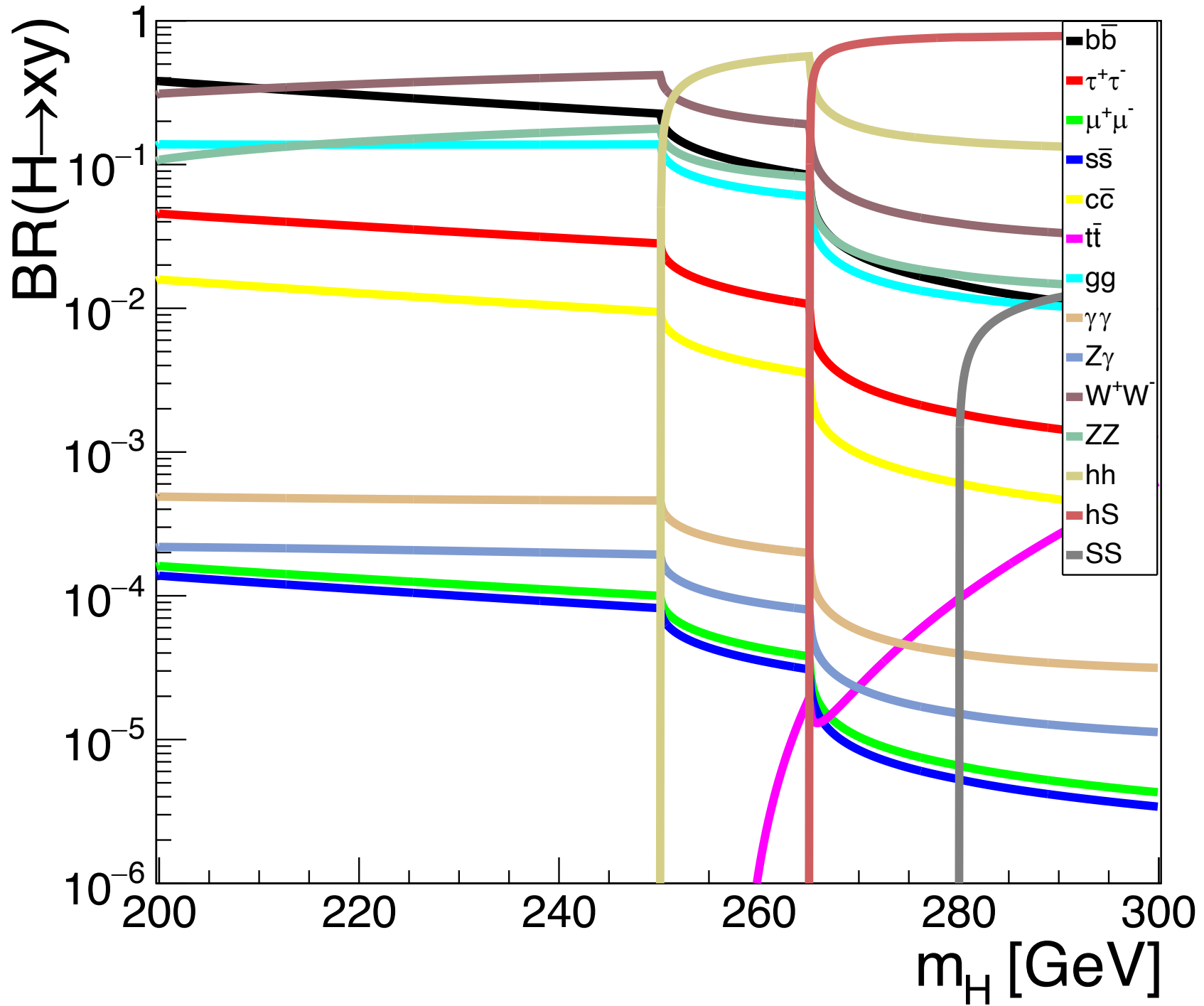
Outlook and Conclusions

- **Anomalies in multi-lepton final states at LHC w.r.t. current MCs are not statistical fluctuations**
 - **They appear in corners of the phase-space dominated by different processes** ($Wt/tt/4t$, VV , ttV , Vh , WWW)
 - **Hard to explain with MC mismodelling**
 - **Discrepancies interpreted with simplified model where $H \rightarrow SS$, Sh is treated as SM Higgs-like and one parameter is floated**
- **Analysis of $\gamma\gamma/Z\gamma$ spectra in associated production gives global 4.8σ excess around 151 GeV**
 - **When combined with multi-lepton anomalies $\gg 5\sigma$**
 - **Motivates $H \rightarrow SS^*$, $Sh \rightarrow \gamma\gamma bb$ searches, where asymmetric configurations play an important role**

Additional Slides

For simplicity we will assume that the S decays like the SM Higgs boson





Masses in the 2HDM+S

$$\begin{pmatrix} H_1 \\ H_2 \\ H_3 \end{pmatrix} = \mathbb{R} \begin{pmatrix} \rho_1 \\ \rho_2 \\ \rho_S \end{pmatrix},$$

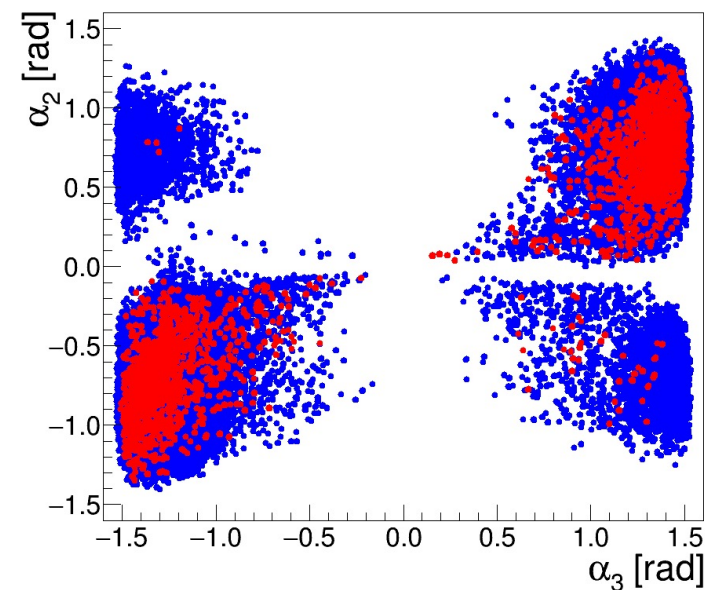
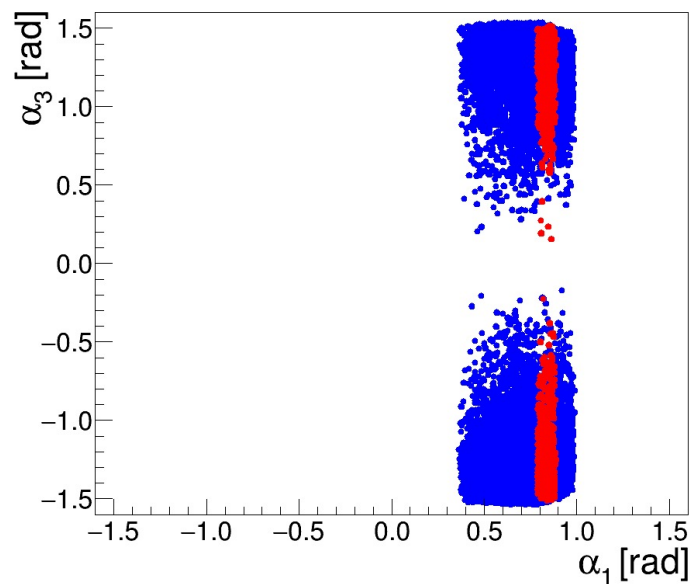
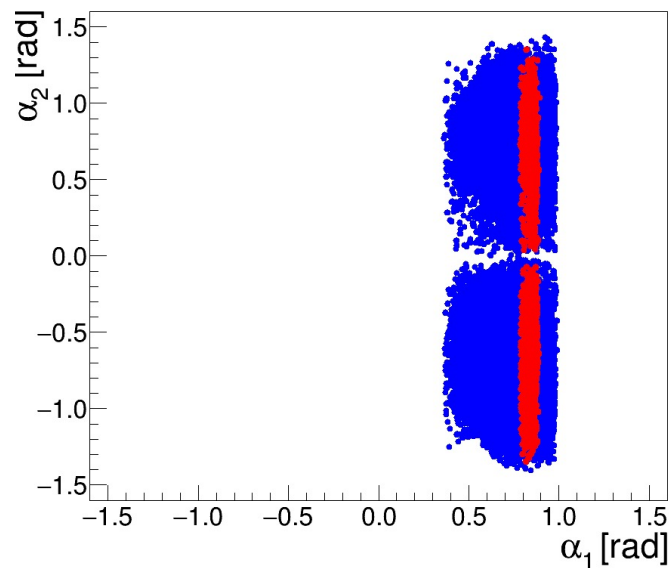
Mass-matrix for the CP-even scalar sector will be modified with respect to 2HDM and that needs a 3 x 3 matrix (three mixing angles). Couplings are modified.

$$\mathbb{R} = \begin{pmatrix} c_{\alpha_1} c_{\alpha_2} & s_{\alpha_1} c_{\alpha_2} & s_{\alpha_2} \\ - (c_{\alpha_1} s_{\alpha_2} s_{\alpha_3} + s_{\alpha_1} c_{\alpha_3}) & c_{\alpha_1} c_{\alpha_3} - s_{\alpha_1} s_{\alpha_2} s_{\alpha_3} & c_{\alpha_2} s_{\alpha_3} \\ -c_{\alpha_1} s_{\alpha_2} s_{\alpha_3} + s_{\alpha_1} s_{\alpha_3} & - (c_{\alpha_1} s_{\alpha_3} + s_{\alpha_1} s_{\alpha_2} c_{\alpha_3}) & c_{\alpha_2} c_{\alpha_3} \end{pmatrix}$$

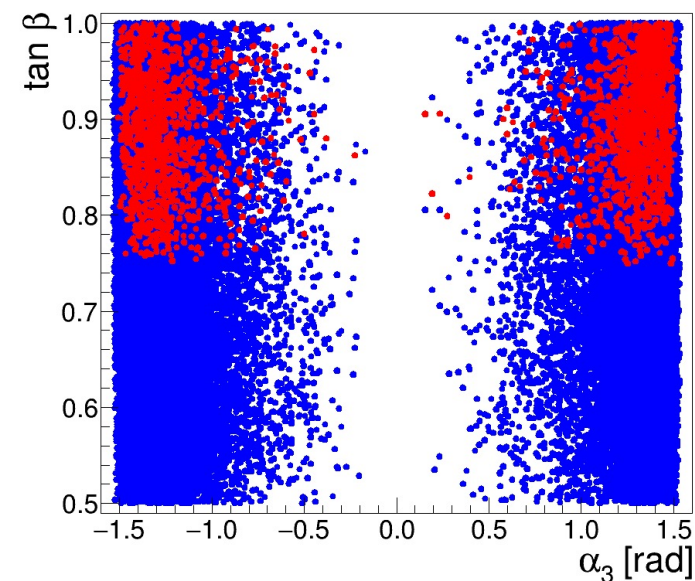
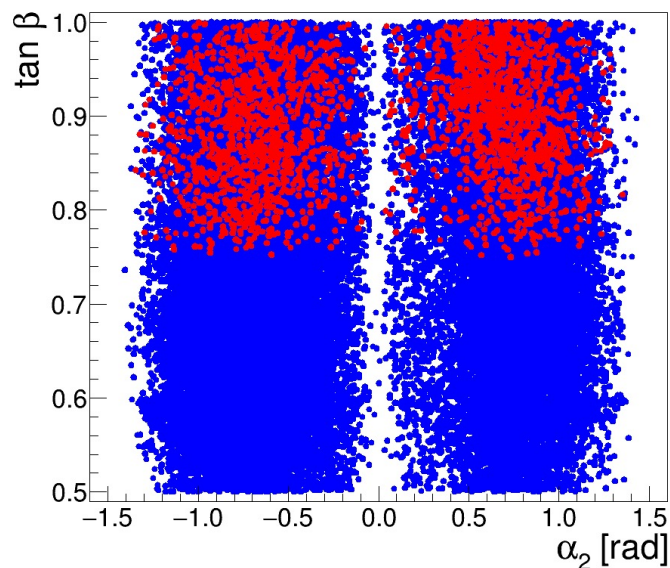
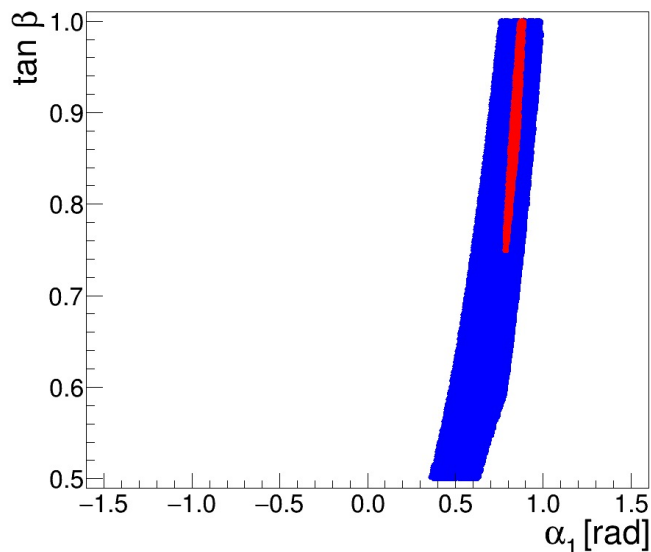
$$M_{\text{CP-even}}^2 = \begin{pmatrix} 2\lambda_1 v_1^2 - m_{12} \frac{v_2}{v_1} & m_{12} + \lambda_{345} v_1 v_2 & 2\kappa_1 v_1 v_S \\ m_{12} + \lambda_{345} v_1 v_2 & -m_{12} \frac{v_2}{v_1} + 2\lambda_2 v_2^2 & 2\kappa_2 v_2 v_S \\ 2\kappa_1 v_1 v_S & 2\kappa_2 v_2 v_S & \frac{1}{3} \lambda_S v_S^2 \end{pmatrix}$$

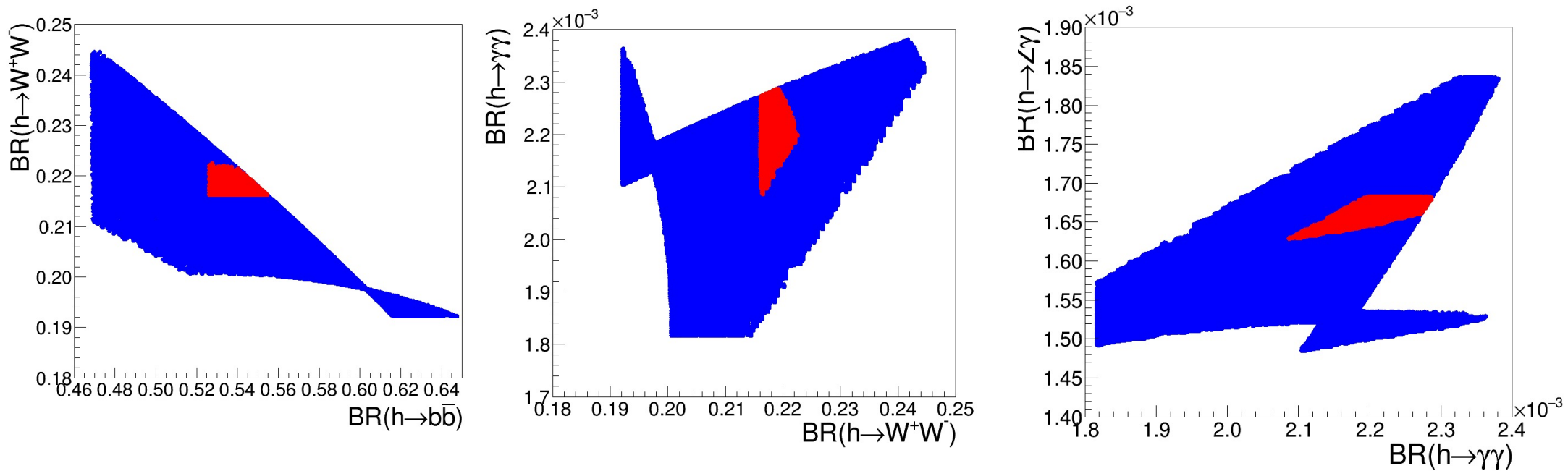
$$\begin{aligned}
m_{H_1}^2 &= v_S \sin \alpha_2 [\lambda_7 v \cos \alpha_1 \cos \alpha_2 \cos \beta + \lambda_8 v \sin \alpha_1 \cos \alpha_2 \sin \beta + \lambda_6 v_S \sin \alpha_2], \\
m_{H_2}^2 &= (\cos \alpha_1 \cos \alpha_3 - \sin \alpha_1 \sin \alpha_2 \sin \alpha_3) \left[\cos \alpha_1 \cos \alpha_2 (\lambda_{345} v^2 \sin \beta \cos \beta - m_{12}^2) \right. \\
&\quad \left. + \sin \alpha_1 \cos \alpha_2 (m_{12}^2 \cot \beta + \lambda_2 v^2 \sin^2 \beta) + \lambda_8 v v_S \sin \alpha_2 \sin \beta \right], \\
m_{H_3}^2 &= (\sin \alpha_1 \sin \alpha_3 - \sin \alpha_2 \cos \alpha_1 \cos \alpha_3) \left[\cos \alpha_1 \cos \alpha_2 (m_{12}^2 \tan \beta + \lambda_1 v^2 \cos^2 \beta) \right. \\
&\quad \left. + \sin \alpha_1 \cos \alpha_2 (\lambda_{345} v^2 \sin \beta \cos \beta - m_{12}^2) + \lambda_7 v v_S \sin \alpha_2 \cos \beta \right]. \tag{2.17}
\end{aligned}$$

Perform scans after fixing masses of physical bosons ($m_{h_1}=125$ GeV, $m_{h_2}=140$, $m_{h_3}=270$ GeV, $m_A=600$ GeV, $m_{H^\pm}=600$ GeV) in addition to the constraints described in arXiv:1711.07874, including the signal Yukawa coupling strength of $\beta_g^2=1.38 \pm 0.22$ (translated into $\tan^2 \beta$)

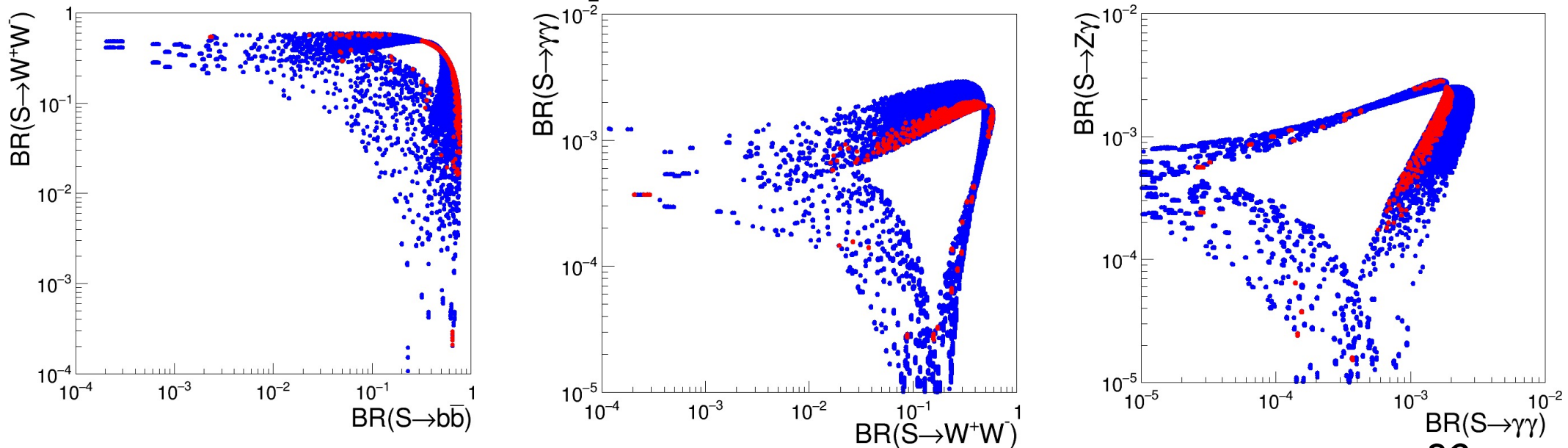


**Correlation plots for the three mixing angles and $\tan\beta$.
 Blue (red) points correspond to $\text{Br}(h \rightarrow \text{SM})$ within 10%
 (20%) of the SM h values (J.Phys. G46 (2019) no.11, 115001)**





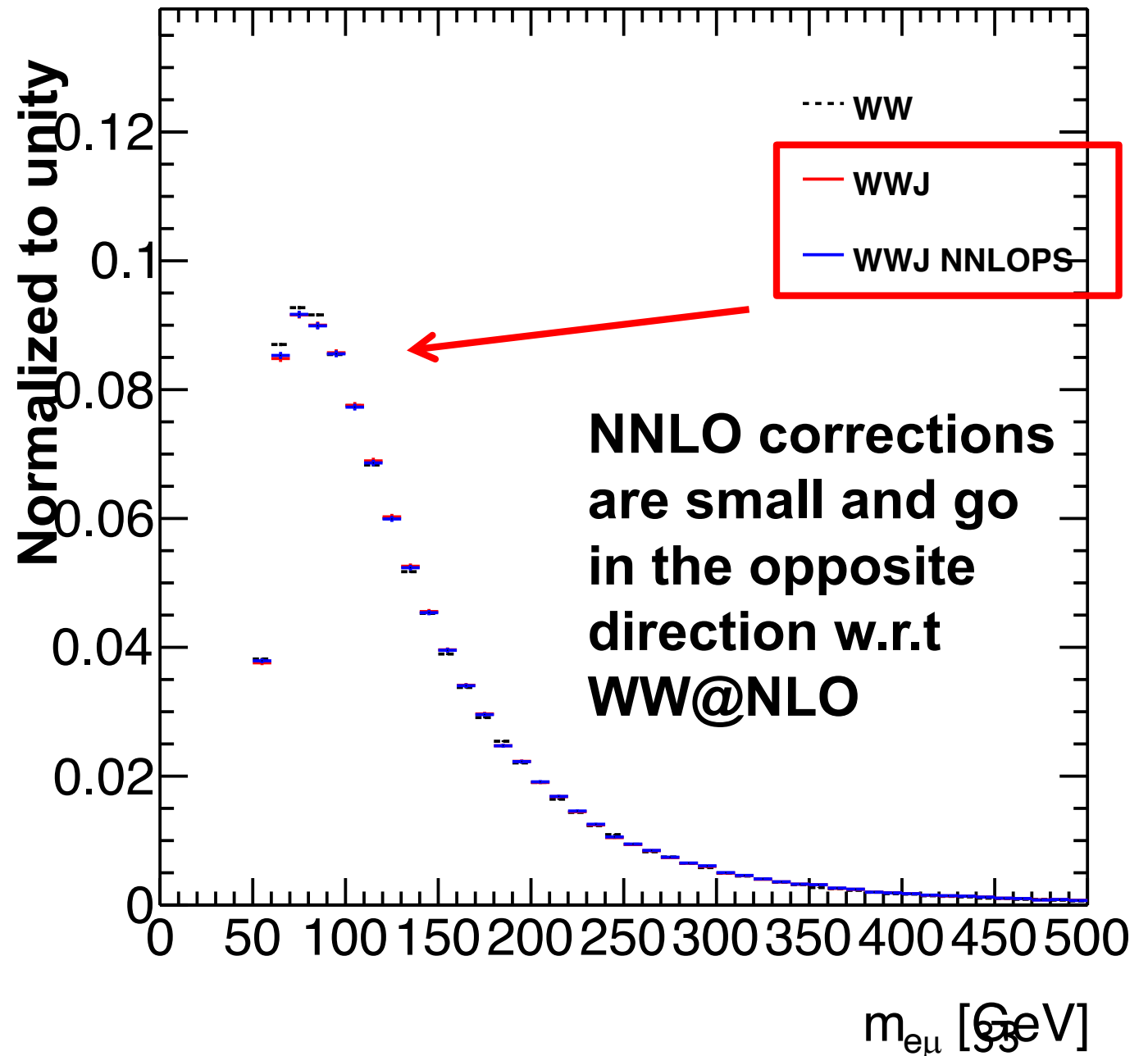
Results using N2HDECAY (arXiv:1612.01309) for one benchmark point

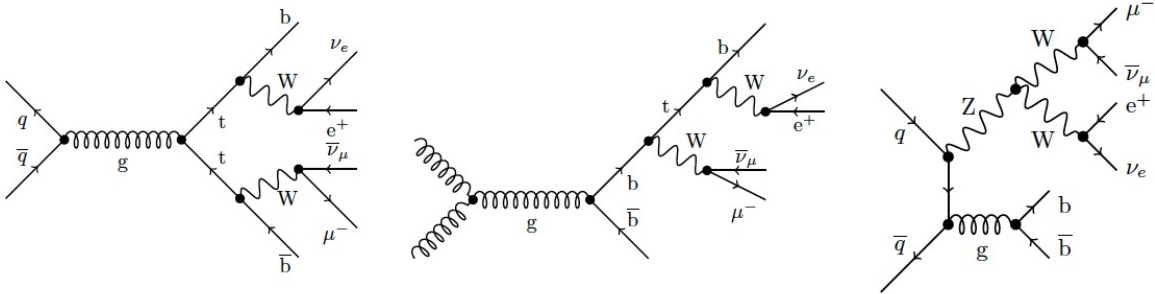


Impact of NNLO QCD in WW

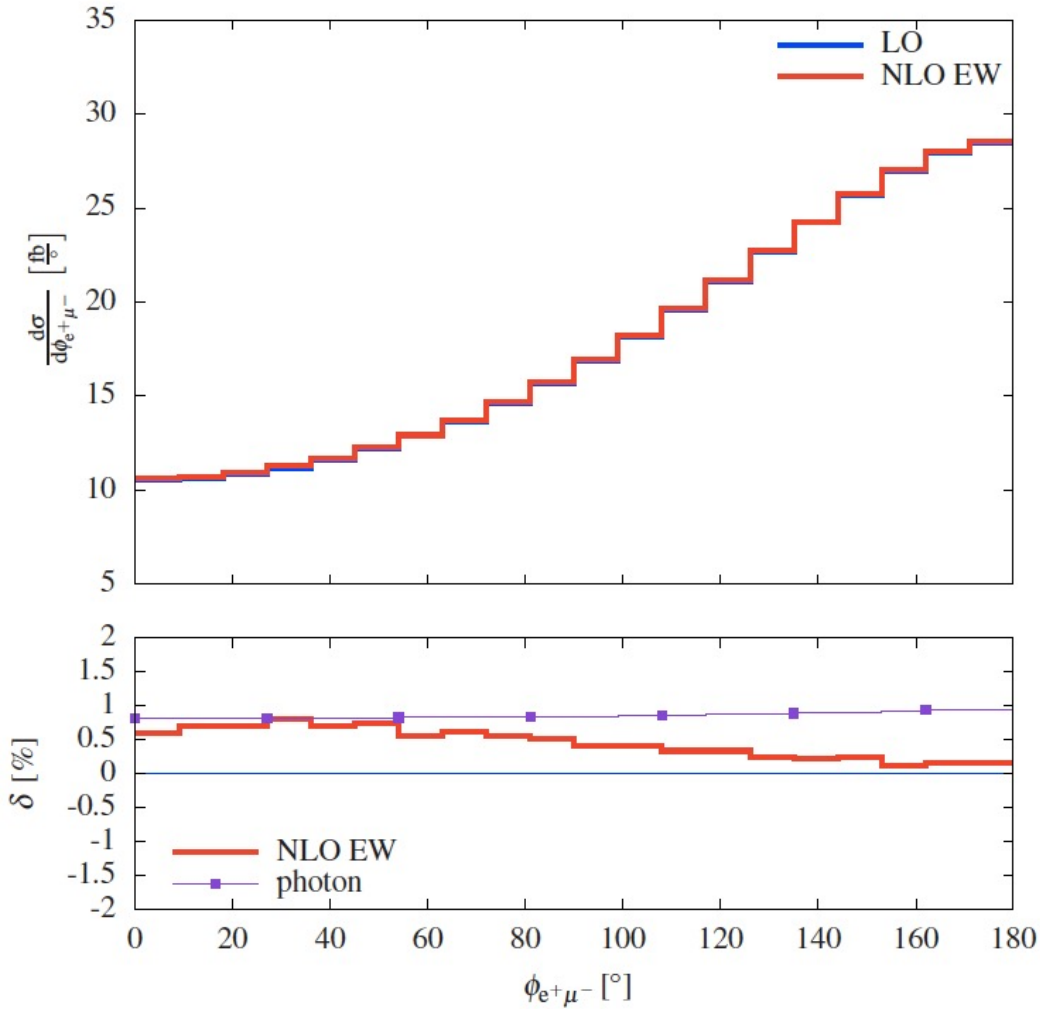
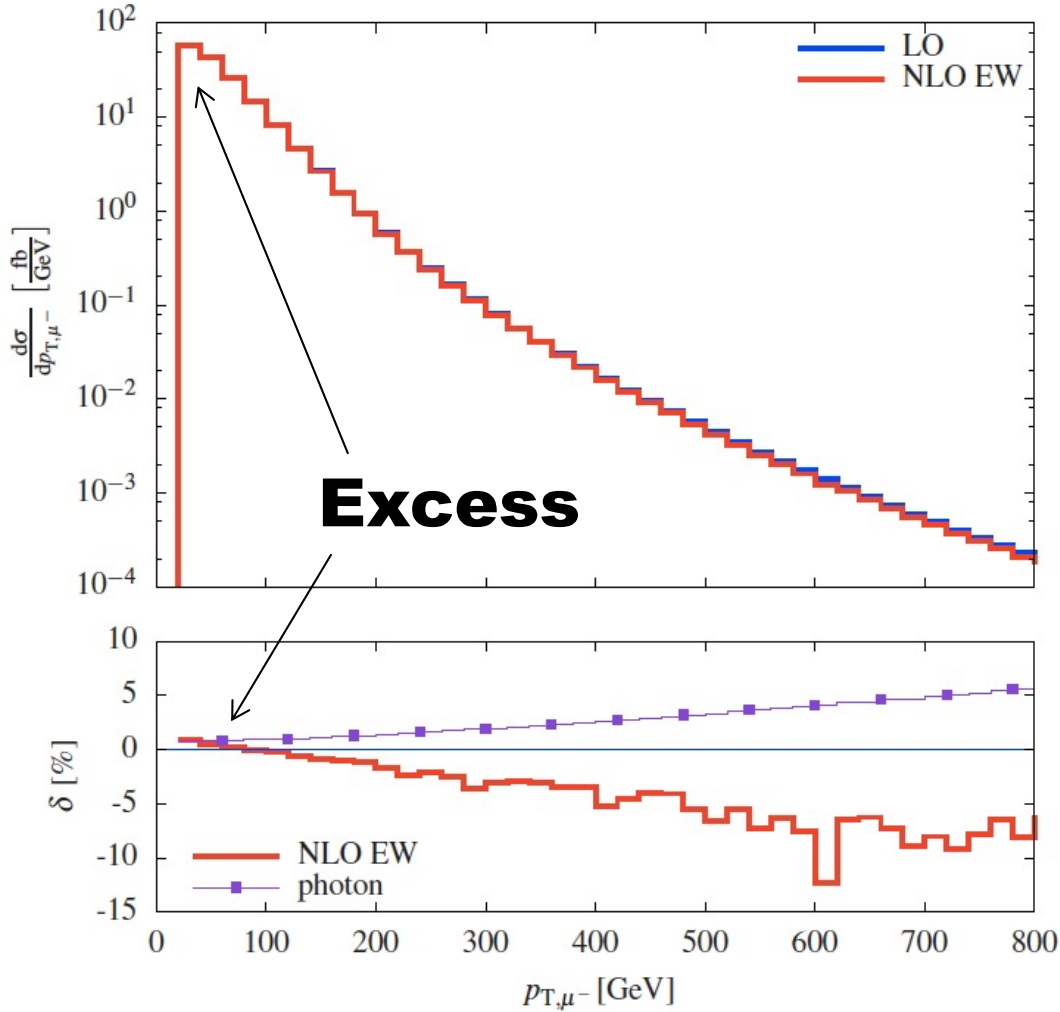
The NNLO QCD corrections shift the m_{ll} spectrum towards larger values.

The discrepancy becomes larger in the region of interest with $m_{ll} < 100$ GeV





**EW corrections are important at high p_T due to Sudakov logarithms.
Effect is less than 1% for $m_{ll} < 100$ GeV, where discrepancies are seen.**



The HistFactory method

K. Cranmer, G. Lewis, L. Moneta, A. Shibata, and W. Verkerke, *HistFactory: A tool for creating statistical models for use with RooFit and RooStats*, CERN-OPEN-2012-016.

- **Constructs a likelihood function from template histograms**
- **Allows for a simple implementation of systematic uncertainties that affect normalisation and/or shape**

$$\mathcal{P}(n_{cb}, a_p \mid \phi_p, \alpha_p, \gamma_b) = \prod_{c \in \text{channels}} \prod_{b \in \text{bins}} \text{Pois}(n_{cb} \mid \nu_{cb}) \cdot G(L_0 \mid \lambda, \Delta_L) \cdot \prod_{p \in \mathbb{S} + \Gamma} f_p(a_p \mid \alpha_p)$$

In our case, each “channel” is a different measurement.

The Poisson probability for the “expected” and “observed” number of events per bin.

Functional form of luminosity and its variations (not necessary for us).

Functional form of systematic variation with nuisance parameter α_p .

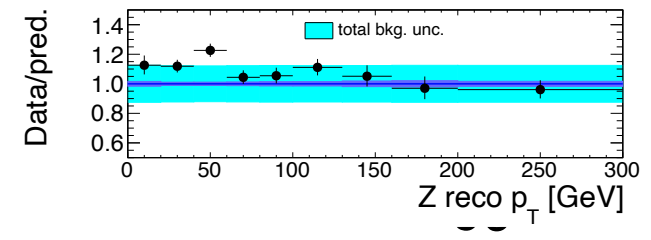
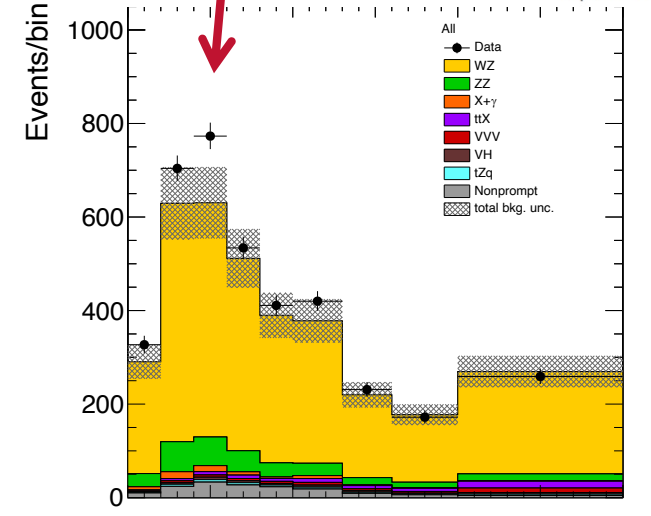
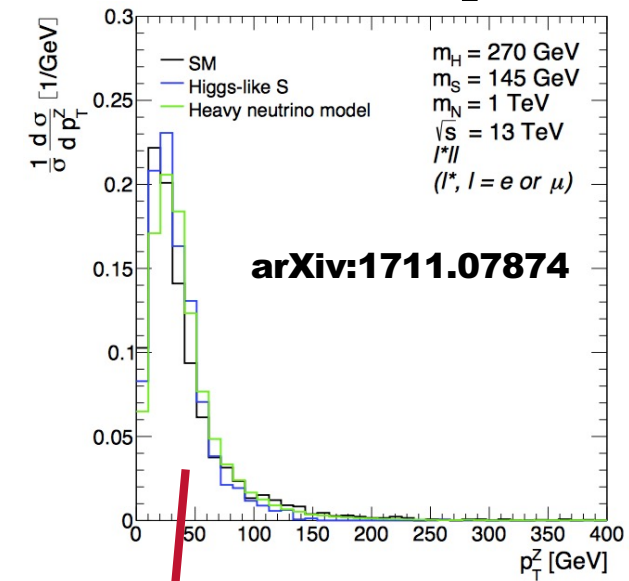
3l with Z→ll (ZW cross-section)

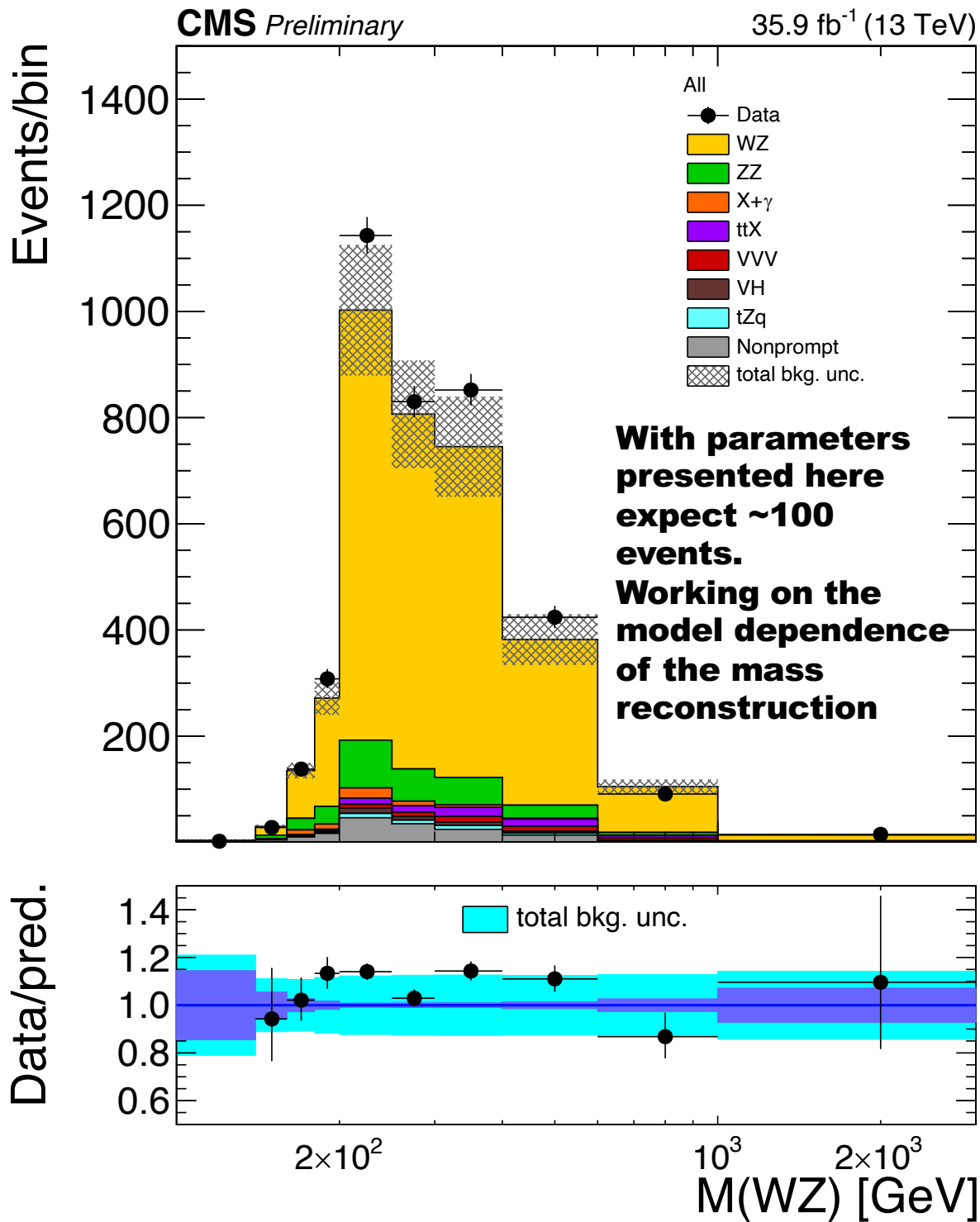
CMS PAS SMP-18-002

Errors in the plot are dominated by the 15% uncertainty on normalization to account NLO/NNLO differences. The uncertainty of the shape is much smaller of order of few %

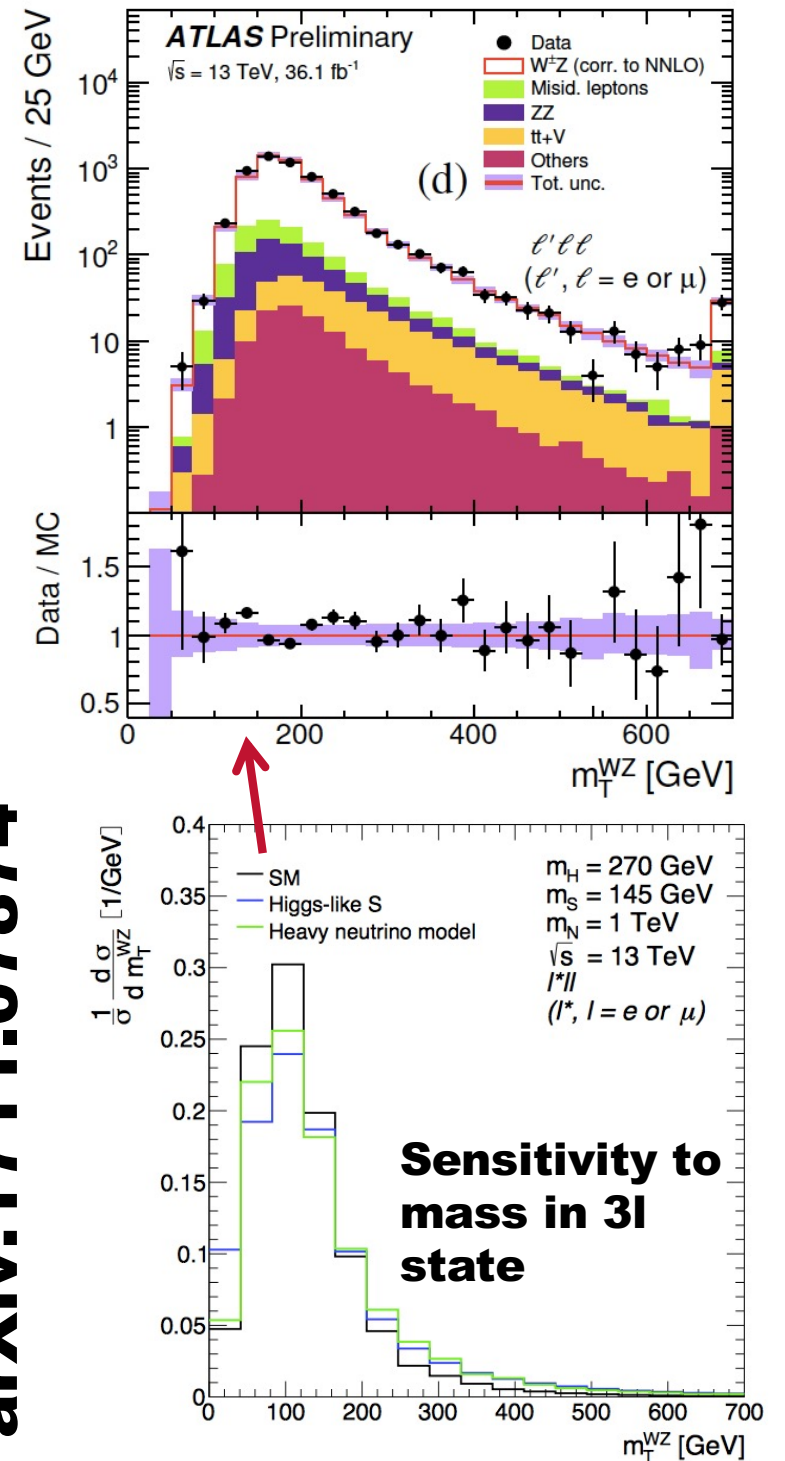
Source	Combined	eee	eeμ	μμe	μμμ
Electron efficiency	1.9	5.9	3.9	1.9	0
Electron scale	0.3	0.9	0.2	0.6	0
Muon efficiency	1.9	0	0.8	1.8	2.6
Muon scale	0.5	0	0.7	0.3	0.9
Trigger efficiency	1.9	2.0	1.9	1.9	1.8
Jet energy scale	0.9	1.6	1.0	1.7	0.8
B-tagging (id.)	2.6	2.7	2.6	2.6	2.4
B-tagging (mis-id.)	0.9	1.0	0.9	1.0	0.7
Pileup	0.8	0.9	0.3	1.3	1.4
ZZ	0.6	0.7	0.4	0.8	0.5
Nonprompt norm.	1.2	2.0	1.2	1.5	1.0
Nonprompt (EWK subs.)	1.0	1.5	1.0	1.3	0.8
VVV norm.	0.5	0.6	0.6	0.6	0.5
VH norm.	0.2	0.2	0.3	0.2	0.2
t \bar{t} V norm.	0.5	0.5	0.5	0.5	0.5
tZq norm.	0.1	0.1	0.1	0.1	0.1
X+γ norm.	0.3	0.8	0	0.7	0
Total systematic	4.7	7.8	5.8	5.7	4.6
Luminosity	2.8	2.9	2.8	2.9	2.8
Statistical	2.1	6.0	4.8	4.1	3.1
Total experimental	6.0	10.8	8.0	7.5	6.3
Theoretical	0.9	0.9	0.9	0.9	0.9

Systematics that will directly affect the shape

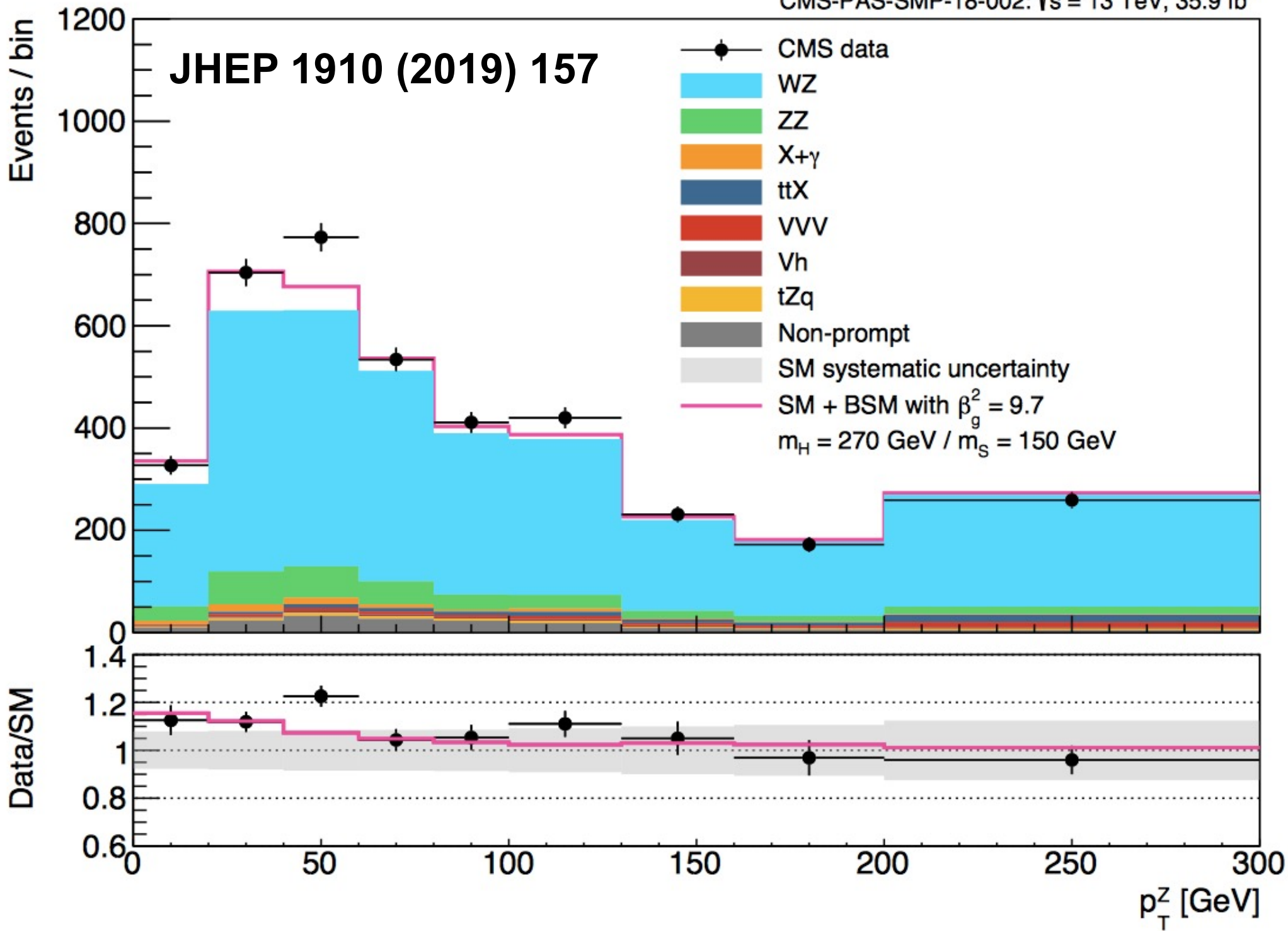




arXiv:1711.07874



JHEP 1910 (2019) 157



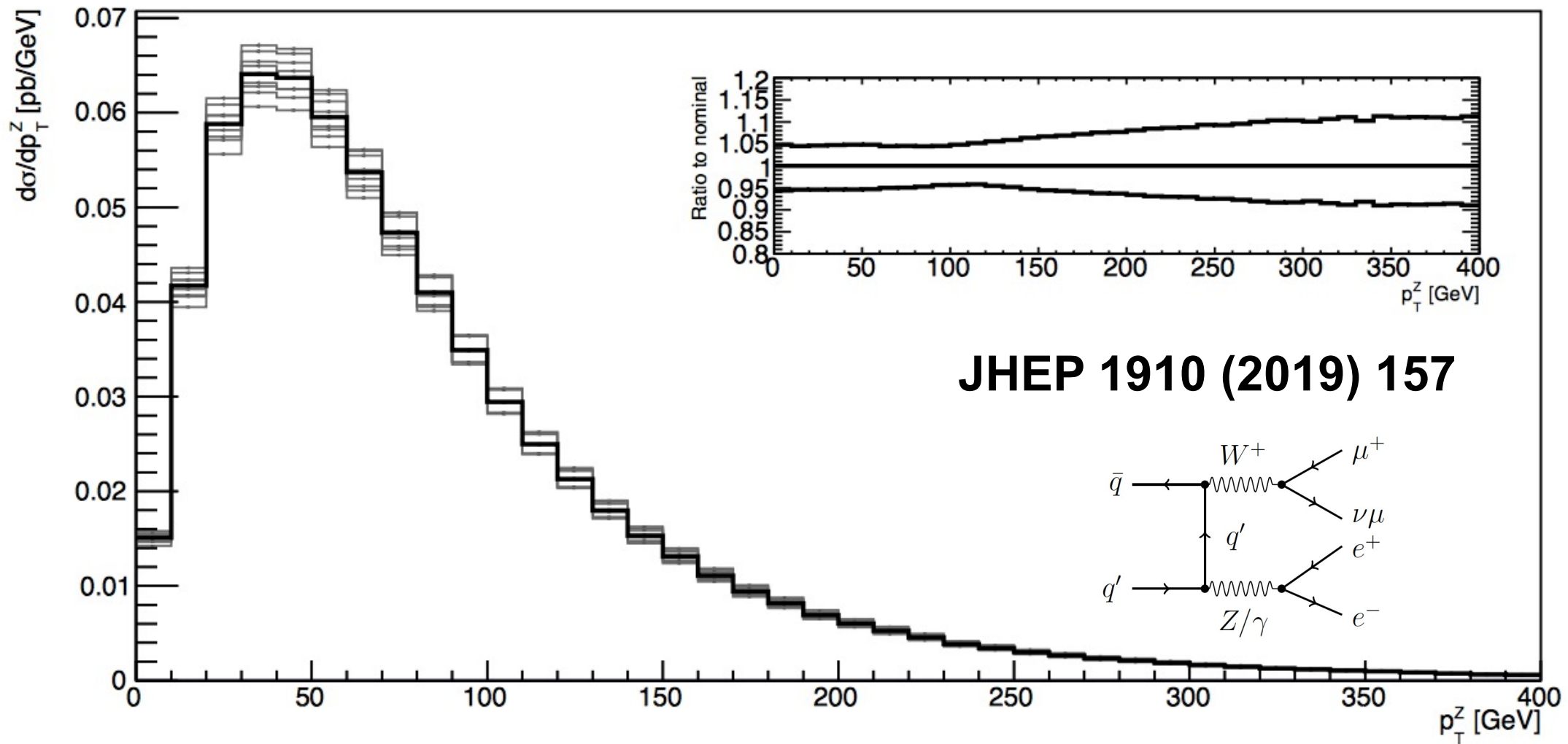


Figure 10: The effects of scale variations in the differential cross section of the SM WZ process as a function of the Z p_T . Here, `aMC@NLO` and `Pythia 8` were used to generate the events. The thick black line represents the spectrum at the nominal scale, and each grey line is a variation of the scale. The insert shows the maximum and minimum relative deviations for all scale variations.

The fitting procedure

- **The RooStats workspace is made by HistFactory**
- **From the workspace, a profile likelihood ratio is calculated,**

$$\lambda(\beta_g^2) = \frac{L(\beta_g^2 | \hat{\theta})}{L(\hat{\beta}_g^2 | \hat{\theta})} \quad (\text{here } \theta \text{ denotes the nuisance parameters})$$

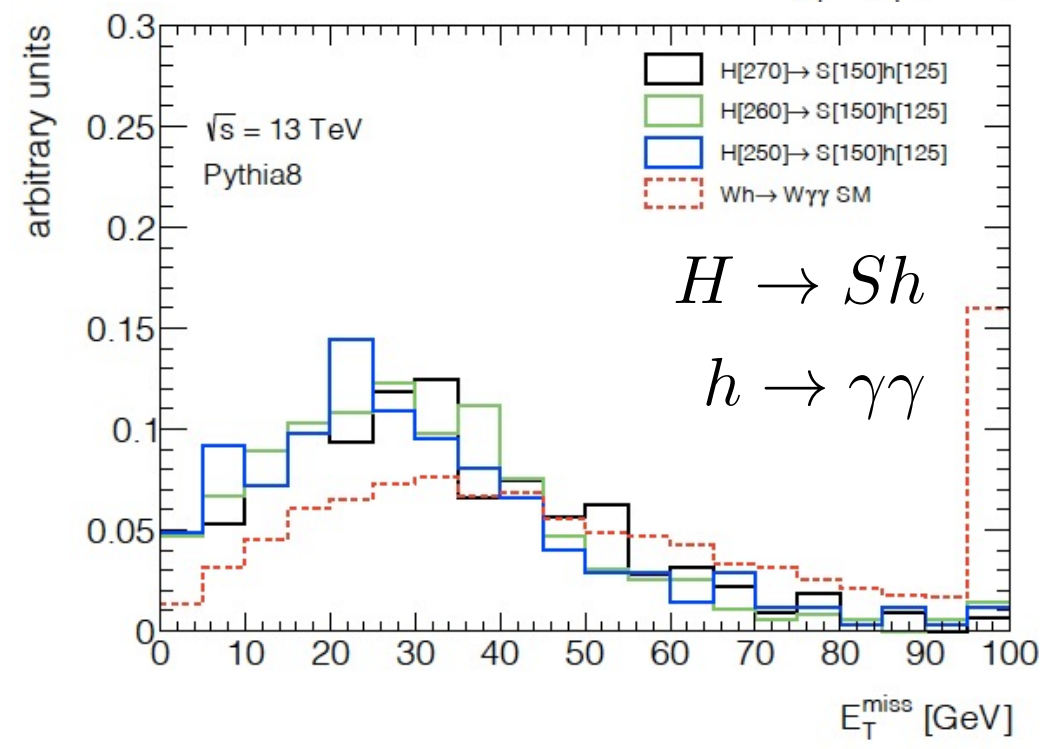
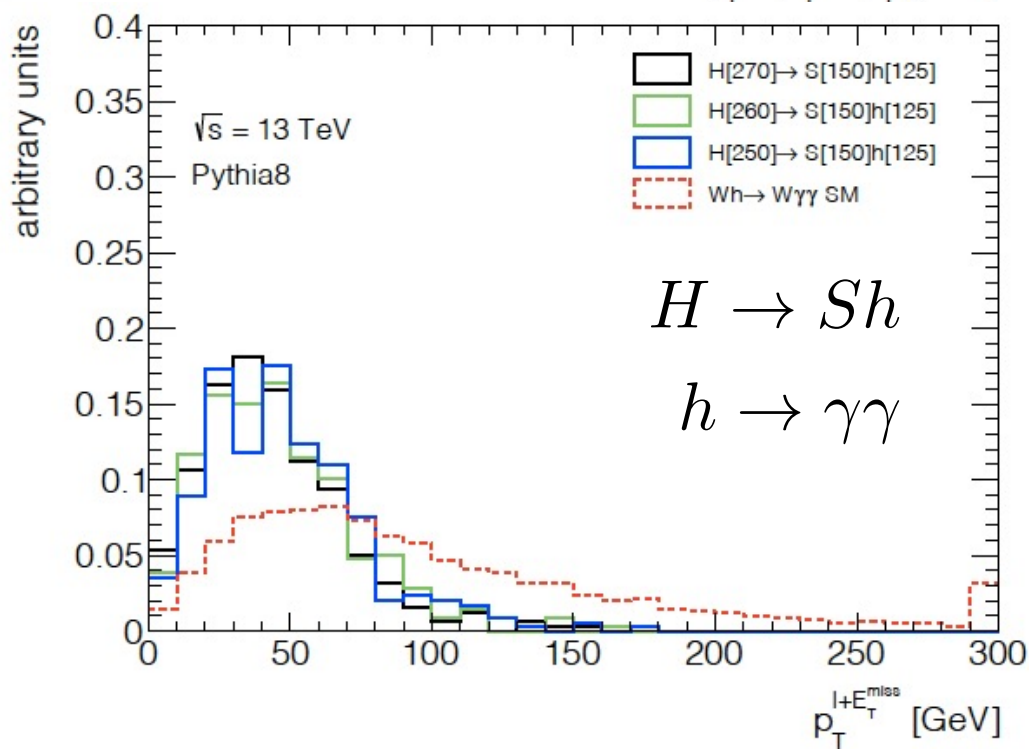
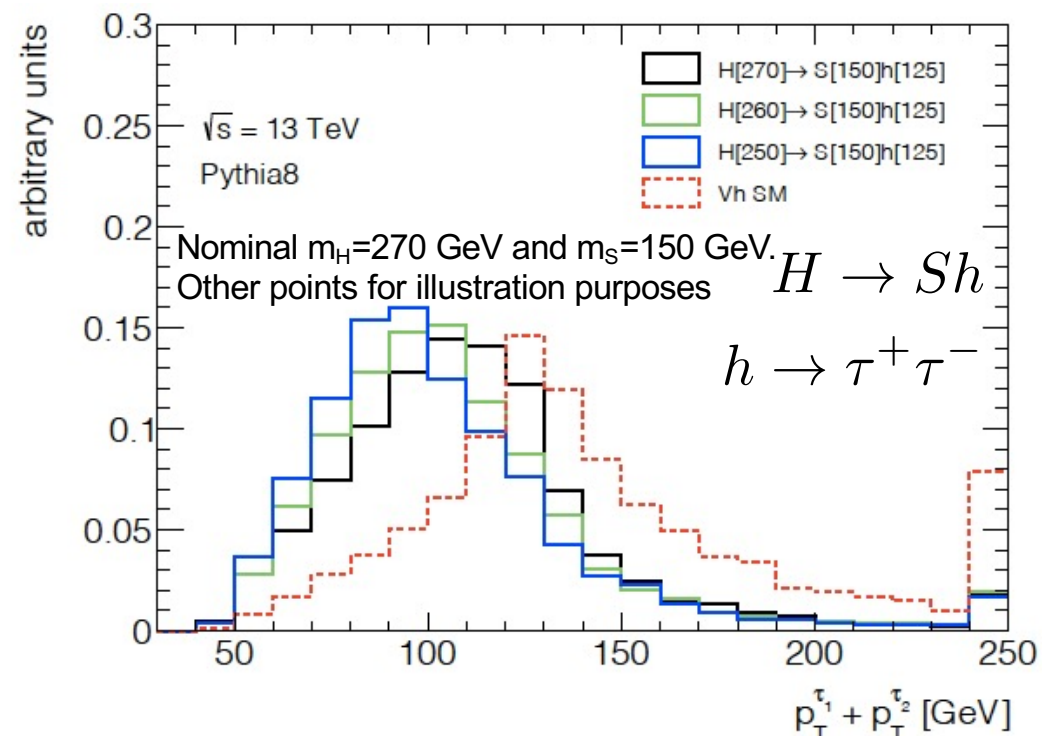
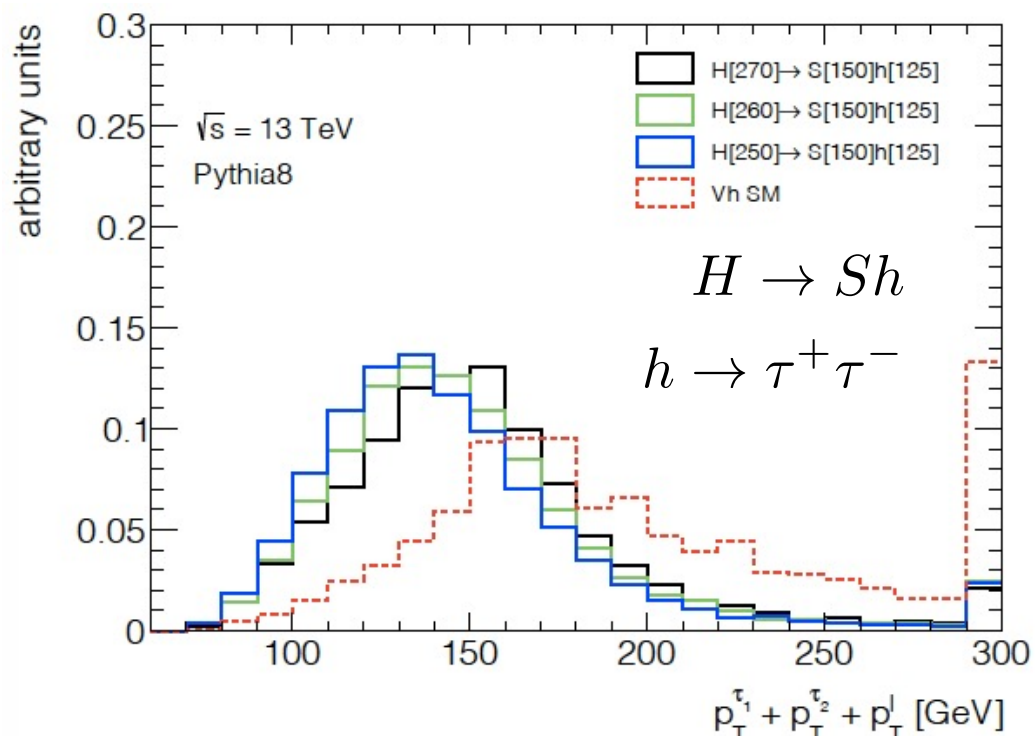
- **The best-fit value of β_g^2 is then calculated as the minimum of $-2\log(\lambda)$, with an error corresponding to a unit of deviation in this quantity from the best-fit point**
- **The significance is calculated as $\sqrt{-2 \log \lambda(0)}$, since $\beta_g^2 = 0$ corresponds to the SM-only hypothesis**

Impact on Higgs Physics

The presence of a BSM signal of the type $H \rightarrow Sh$ would lead to:

- ❑ The presence of extra leptons in association with h . Affects the Wh measurement (Eur.Phys.J.C 81 (2021) 365)**
- ❑ Distortion of Higgs p_T and rapidity (under study)**

No tuning of model parameters performed. Look at fixed corners of the phase-space fixed with parameters of 2017.



Survey of LHC results on Vh (V=W,Z) production (Eur.Phys.J.C 81 (2021) 365)

The BSM (H→Sh) signal appears at low p_{Th} and the SM signal is prevalent at larger p_{Th} (no tuning of parameters)

Include those results from ATLAS and CMS where no requirements on p_{Th} (or correlated observables) is not done or used in an MVA.

Those results where the final state is treated more “inclusively” display elevated signal strengths for Wh production:

$$\mu(Wh) = 2.41 \pm 0.37$$

This represents a 3.8σ deviation from the SM value of 1. BSM signal normalization less than expected from multilepton excesses assuming $Br(H\rightarrow Sh)=100\%$. Indicates that $Br(H\rightarrow SS) > Br(H\rightarrow Sh)$

Higgs decay	Ref.	Experiment	\sqrt{s}, \mathcal{L} TeV, fb ⁻¹	Final state	Category	μ	Used in combination	Comments
	66	ATLAS	7, 4.5 8, 20.3	2 ℓ	DFOS 2j	$2.2^{+2.0}_{-1.9}$	✓	2ℓ combination: $\mu = 3.7^{+1.9}_{-1.3}$ $m_{\ell_1\ell_2}$ used as input BDT discriminating variable
					SS 1j	$8.4^{+4.3}_{-3.8}$	✓	
					SS 2j	$7.6^{+6.0}_{-5.4}$	✓	
				3 ℓ	1SFOS	$-2.9^{+2.7}_{-2.1}$	x	
					0SFOS	$1.7^{+1.9}_{-1.4}$	✓	
					1SFOS	$2.3^{+1.2}_{-1.0}$	✓	
WW	67	ATLAS	13, 36.1	3 ℓ	0SFOS	$2.3^{+1.2}_{-1.0}$	✓	1SFOS channel uses $m_{\ell_1\ell_2}$ in the BDT but excess driven by 0SFOS
					1SFOS	$2.3^{+1.2}_{-1.0}$	✓	
	68	CMS	7, 4.9 8, 19.4	2 ℓ	DFOS 2j	$0.39^{+1.97}_{-1.87}$	✓	Discrepancy at low $m_{\ell\ell}$
					0+1SFOS	$0.56^{+1.27}_{-0.95}$	✓	
	69	CMS	13, 35.9	2 ℓ	DFOS 2j	$3.92^{+1.32}_{-1.17}$	✓	Discrepancy at low $m_{\ell\ell}$
					0+1SFOS	$2.23^{+1.76}_{-1.53}$	✓	
$\tau\tau$	70	ATLAS	8, 20.3	1 ℓ	$\ell + \tau_h \tau_h$	1.8 ± 3.1	✓	BDT based on $p_T^{\ell_1} + p_T^{\ell_2}$ Split $p_T^{\ell_1} + p_T^{\ell_2} + p_T^{\tau}$ at 130 GeV
				2 ℓ	$e^\pm \mu^\pm + \tau_h$	1.3 ± 2.8	✓	
	71	CMS	7, 4.9 8, 19.7	1 ℓ	$\ell + \tau_h \tau_h$	-0.33 ± 1.02	x	
				2 ℓ	$e^\pm \mu^\pm + \tau_h$	-0.33 ± 1.02	x	
	72	CMS	13, 35.9	1 ℓ	$\ell + \tau_h \tau_h$	$3.39^{+1.68}_{-1.54}$	✓	
				2 ℓ	$e^\pm \mu^\pm + \tau_h$	$3.39^{+1.68}_{-1.54}$	✓	
$\tau\tau$	73	ATLAS	7, 5.4 8, 20.3	$\ell\nu$	One-lepton	1.0 ± 1.6	x	$E_T^{miss} > 70 - 100$ GeV
				$\ell\nu, \nu\nu$	E_T^{miss}	1.0 ± 1.6	x	$p_T^{\tau\gamma} > 70$ GeV
				jj	Hadronic	1.0 ± 1.6	x	Split E_T^{miss} at 45 GeV
	74	CMS	7, 5.1 8, 19.7	$\ell\nu$	One-lepton	$-0.16^{+1.16}_{-0.79}$	x	$E_T^{miss} > 70$ GeV
				$\ell\nu, \nu\nu$	E_T^{miss}	$-0.16^{+1.16}_{-0.79}$	x	$p_T^{\tau\gamma} > 13m_{\tau\gamma}/12$
				jj	Hadronic	$-0.16^{+1.16}_{-0.79}$	x	$p_T^{\tau\gamma} > 13m_{\tau\gamma}/12$
75	ATLAS	13, 139	$\ell\nu$	One-lepton	$2.41^{+0.71}_{-0.70}$	✓	$p_T^{\ell+E_T^{miss}} < 150$ GeV	
			$\ell\nu, \nu\nu$	E_T^{miss}	$2.64^{+1.16}_{-0.99}$	x	$p_T^{\ell+E_T^{miss}} > 150$ GeV	
			jj	Hadronic	$2.64^{+1.16}_{-0.99}$	x	$E_T^{miss} > 75$ GeV	
76	CMS	13, 35.6	$\ell\nu$	One-lepton	$0.76^{+0.95}_{-0.83}$	x	$60 < m_{jj} < 120$ GeV	
			$\ell\nu, \nu\nu$	E_T^{miss}	$0.76^{+0.95}_{-0.83}$	x	$m_{jj} \in [0, 60] \cup [120, 350]$ GeV	
			jj	Hadronic	$3.16^{+1.84}_{-1.72}$	✓	Superseded by full Run 2 result	
77	CMS	13, 137	$\ell\nu$	One-lepton	$3.0^{+1.5}_{-1.3}$	x	$E_T^{miss} > 85$ GeV	
			$\ell\nu, \nu\nu$	E_T^{miss}	$3.0^{+1.5}_{-1.3}$	x	$p_T^{\tau\gamma}/m_{\tau\gamma}$ not used	
			jj	Hadronic	$5.1^{+2.5}_{-2.3}$	✓	$p_T^{\tau\gamma} < 75$ GeV	
78	ATLAS	13, 139	$\ell\nu$	One-lepton	$1.31^{+1.42}_{-1.12}$	✓	$p_T^{\tau\gamma}/m_{\tau\gamma}$ used in BDT	
			$\ell\nu, \nu\nu$	E_T^{miss}	$1.31^{+1.42}_{-1.12}$	x	Number of jets used in MVA	
			jj	Hadronic	$0.89^{+0.89}_{-0.91}$	x	m_{jj} used in MVA	
ZZ	79	CMS	13, 137.1	$\ell\ell\ell + \ell\nu$	Lep-low p_T^{Δ}	$3.21^{+2.49}_{-1.85}$	✓	$p_T^{\Delta} < 150$ GeV
				$\ell\ell\ell + q\bar{q}$	Lep-high p_T^{Δ}	$0.00^{+1.57}_{-0.60}$	x	$p_T^{\Delta} > 150$ GeV
				$\ell\ell\ell + q\bar{q}$	2j	$0.57^{+1.20}_{-0.57}$	x	$60 < m_{jj} < 120$ GeV

CMS *Preliminary*

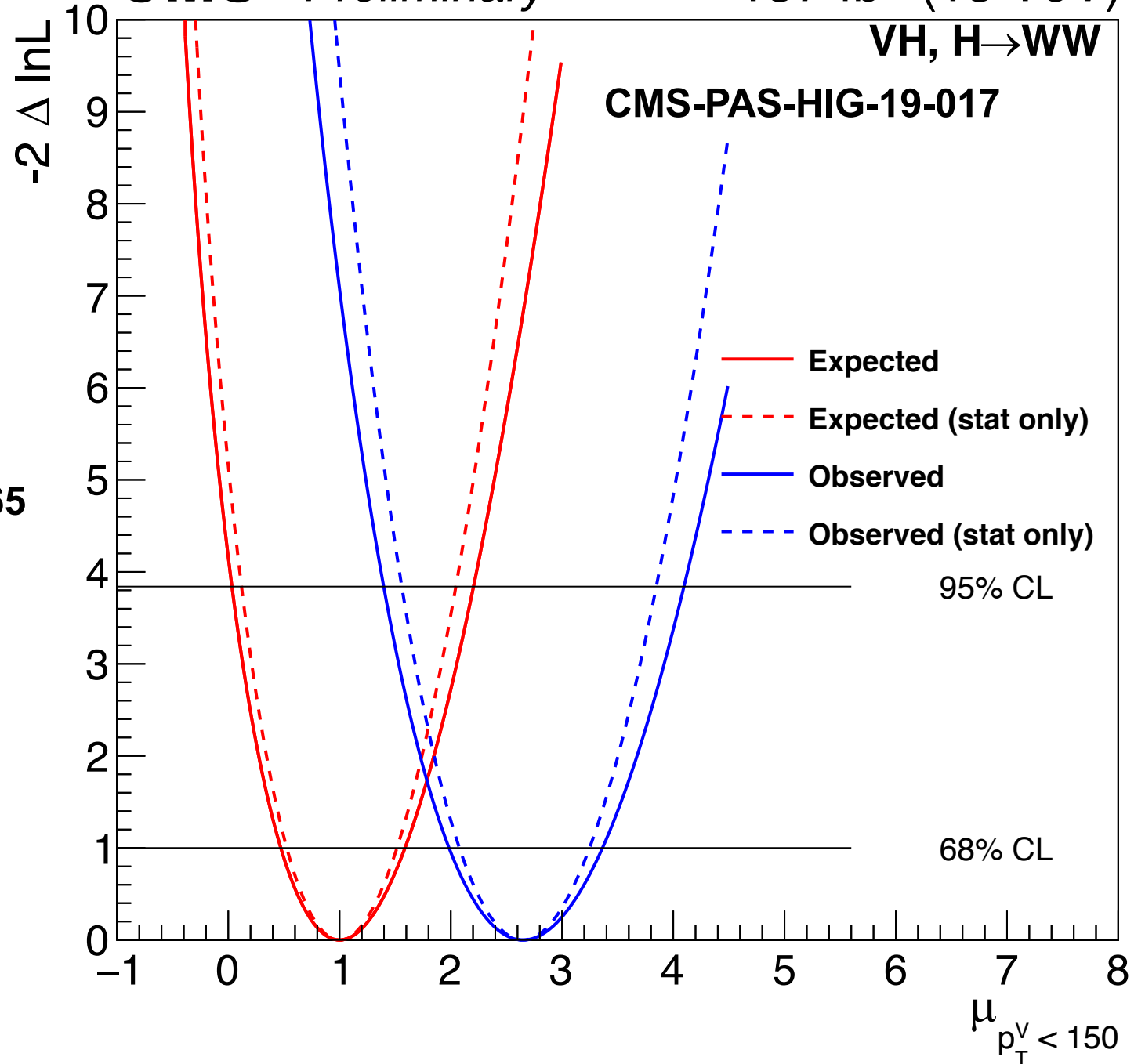
137 fb⁻¹ (13 TeV)

VH, H→WW

CMS-PAS-HIG-19-017

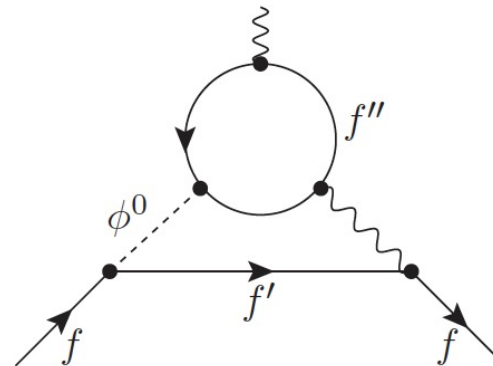
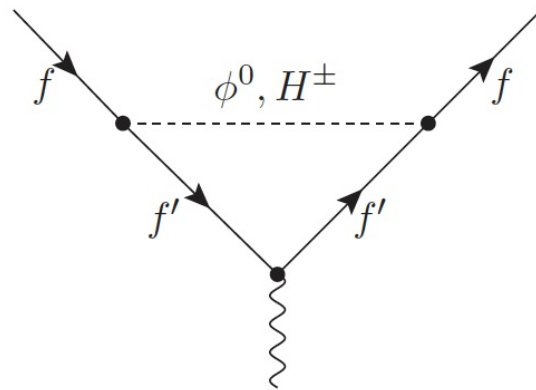
New results from CMS in the measurement of Vh, h→WW add to the anomalies reported in Eur.Phys.J.C 81 (2021) 365

Deviation from the SM becomes stronger with p_T^V<150 GeV



$$\Delta a_\mu = a_\mu^{\text{Exp}} - a_\mu^{\text{SM}} = 2.87(80) \times 10^{-9}$$

The Muon $g-2$ and the 2HDM+S

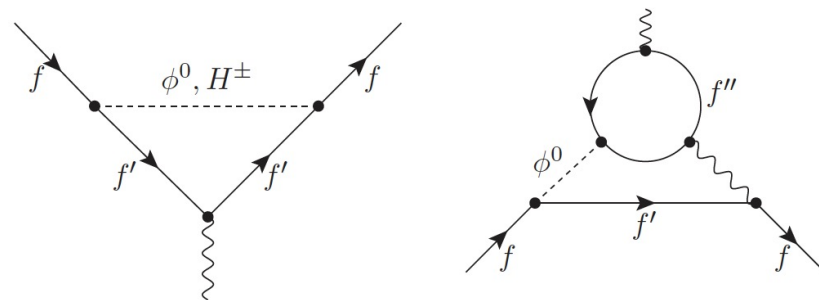


2HDM+S potential with fixed parameters from multi-lepton anomalies at the LHC

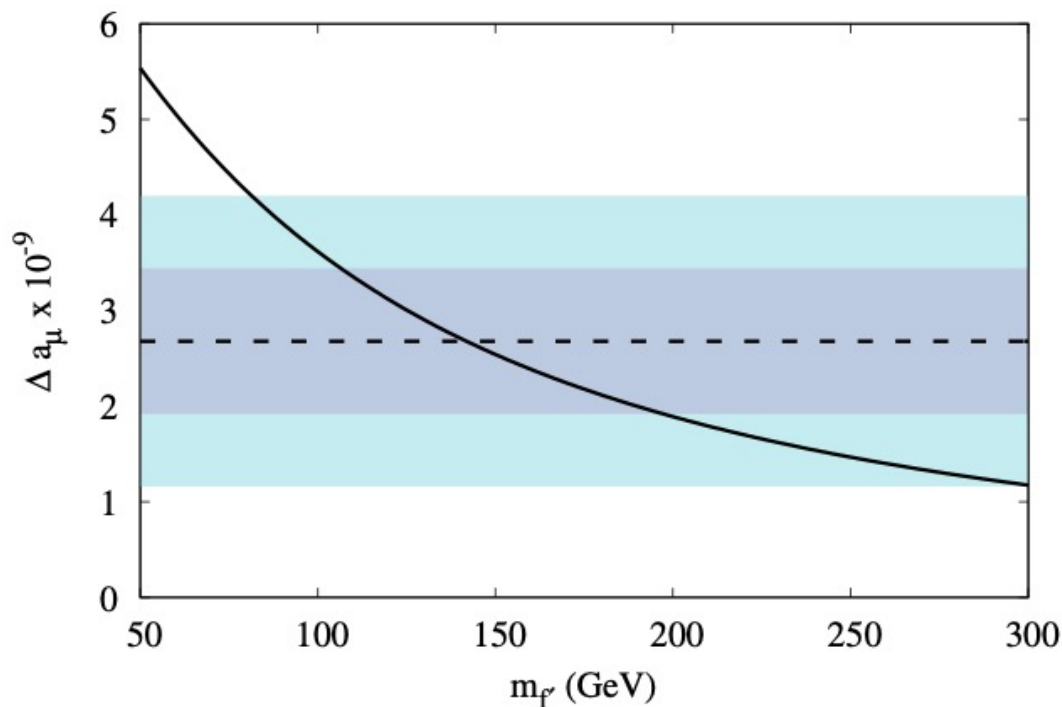
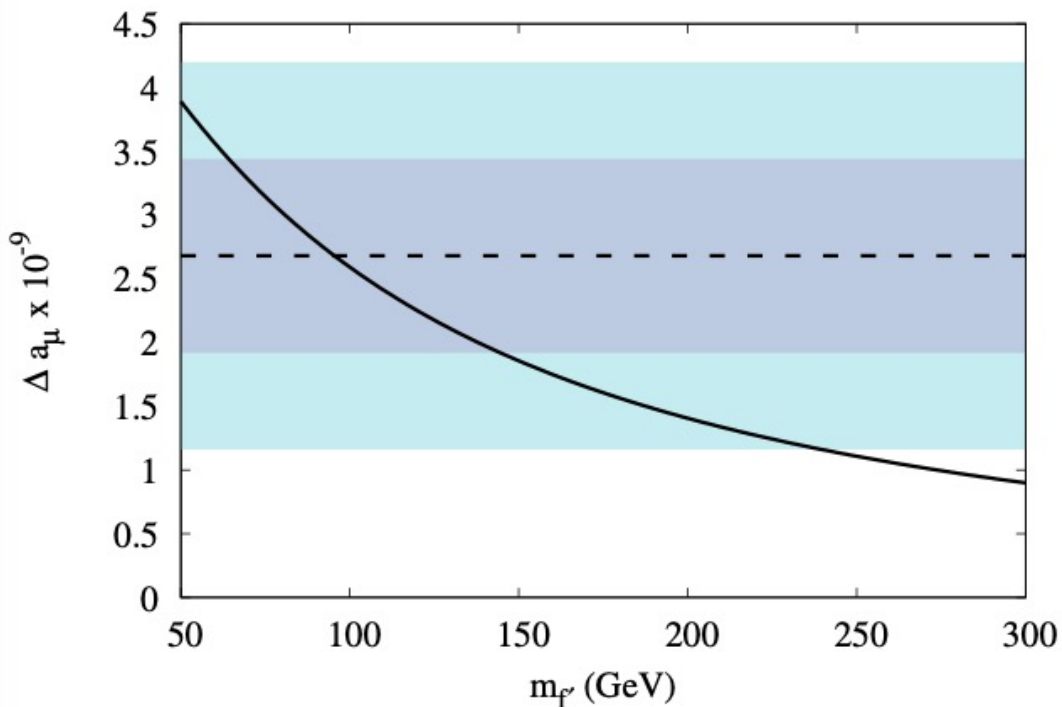
$$\begin{aligned}
 V(\Phi_1, \Phi_2, \Phi_S) &= m_{11}^2 |\Phi_1|^2 + m_{22}^2 |\Phi_2|^2 - m_{12}^2 (\Phi_1^\dagger \Phi_2 + \text{h.c.}) \\
 &+ \frac{\lambda_1}{2} (\Phi_1^\dagger \Phi_1)^2 + \frac{\lambda_2}{2} (\Phi_2^\dagger \Phi_2)^2 + \lambda_3 (\Phi_1^\dagger \Phi_1) (\Phi_2^\dagger \Phi_2) \\
 &+ \lambda_4 (\Phi_1^\dagger \Phi_2) (\Phi_2^\dagger \Phi_1) + \frac{\lambda_5}{2} \left[(\Phi_1^\dagger \Phi_2)^2 + \text{h.c.} \right] \\
 &+ \frac{1}{2} m_S^2 \Phi_S^2 + \frac{\lambda_6}{8} \Phi_S^4 + \frac{\lambda_7}{2} (\Phi_1^\dagger \Phi_1) \Phi_S^2 + \frac{\lambda_8}{2} (\Phi_2^\dagger \Phi_2) \Phi_S^2
 \end{aligned}$$

Consider extra degrees of freedom in the form of SM singlet vector-like fermions

$$\mathcal{L} \supset -y_f^S \bar{l}_R \Phi_S f'_L - \sum_{i=1}^2 y_{f'}^i \bar{L}_l \Phi_i f'_R + \text{h.c.},$$



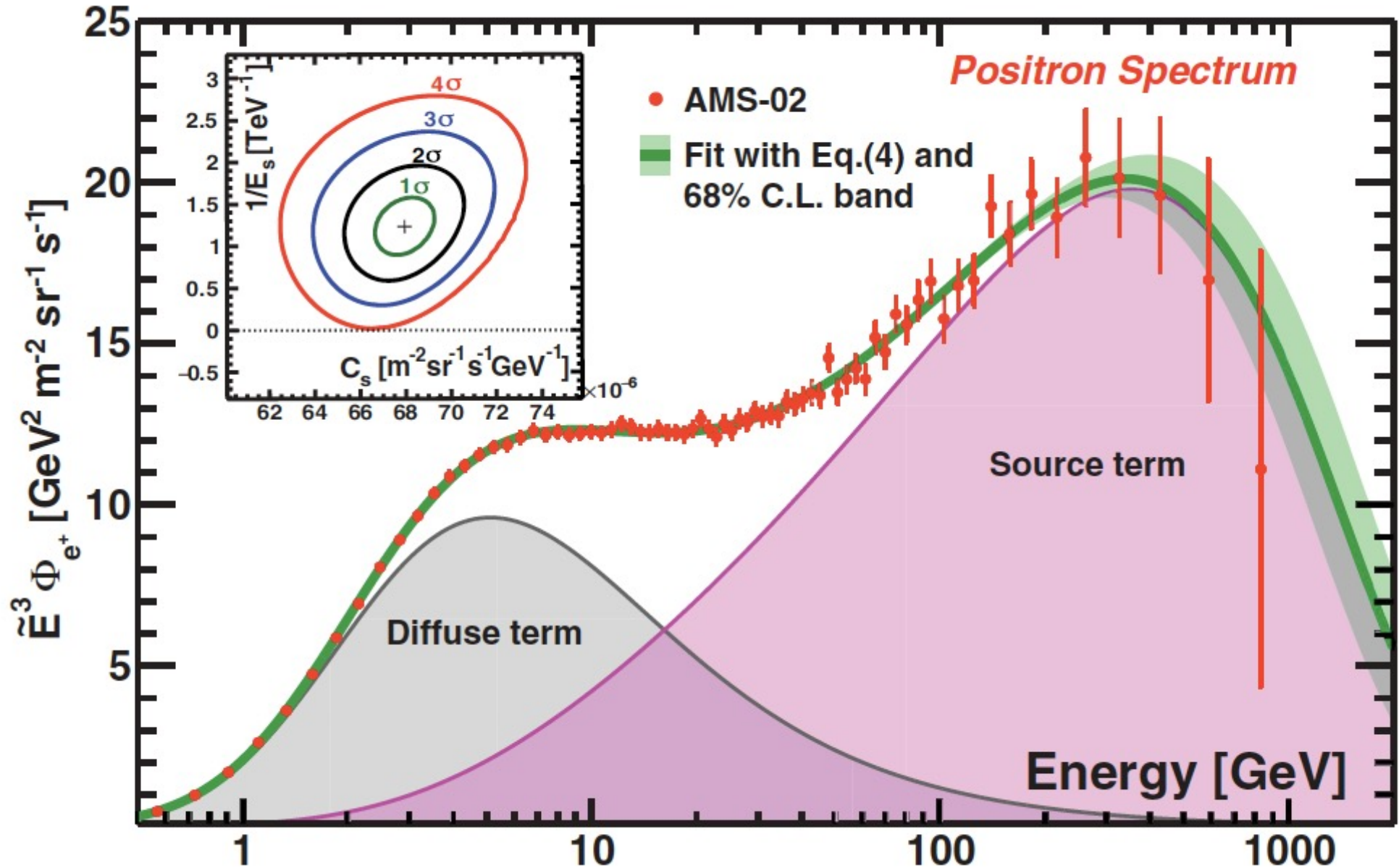
Allowed fermion masses with different choices of Yukawa couplings



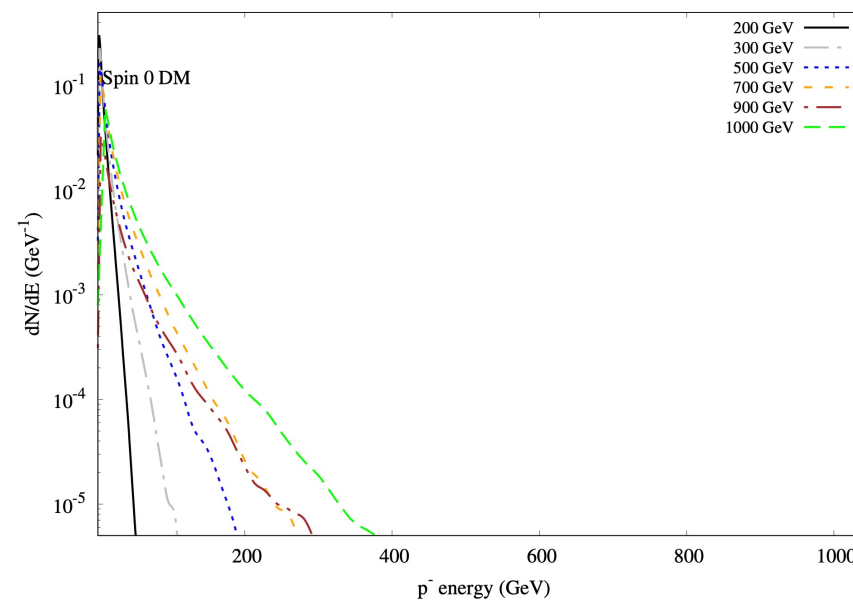
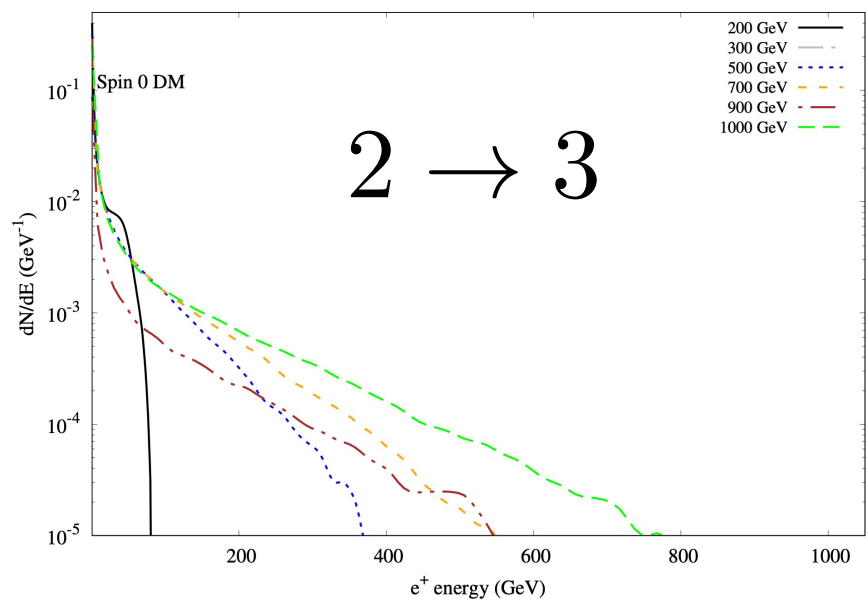
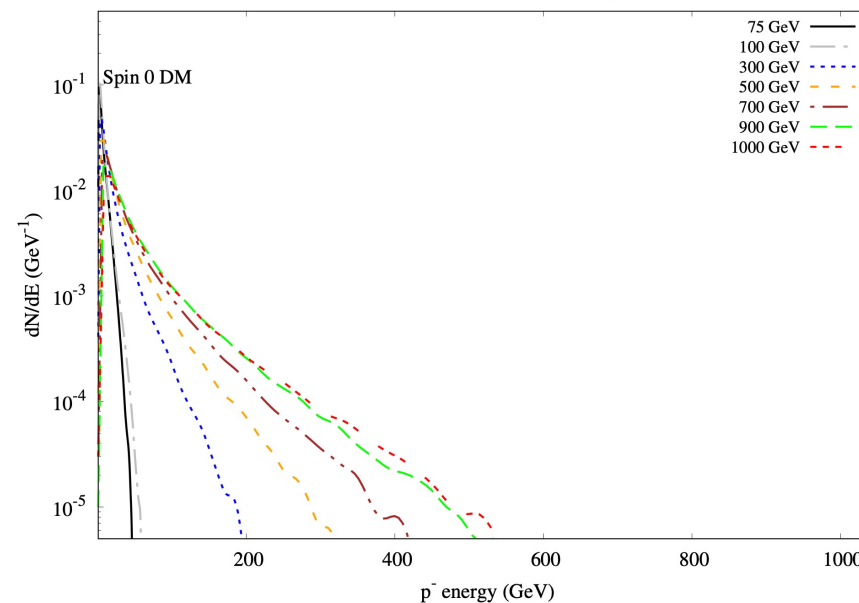
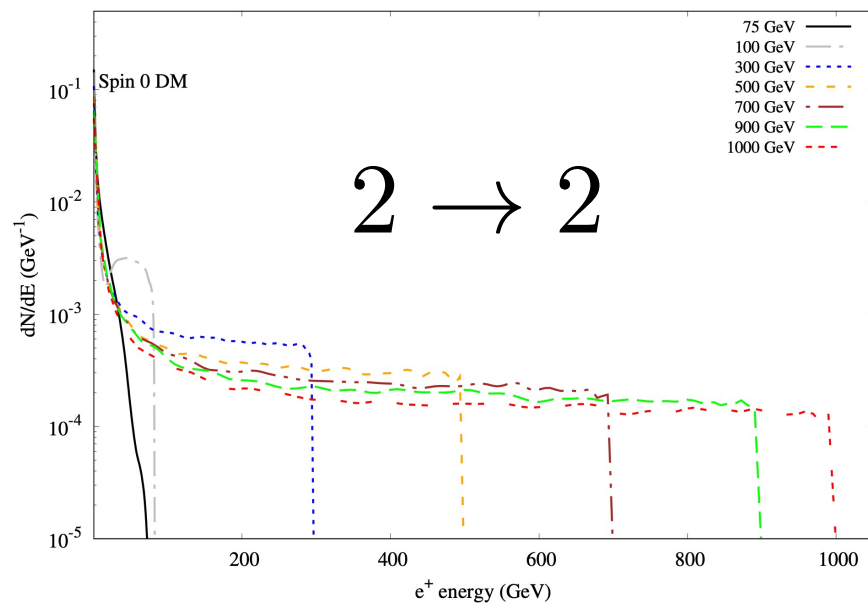
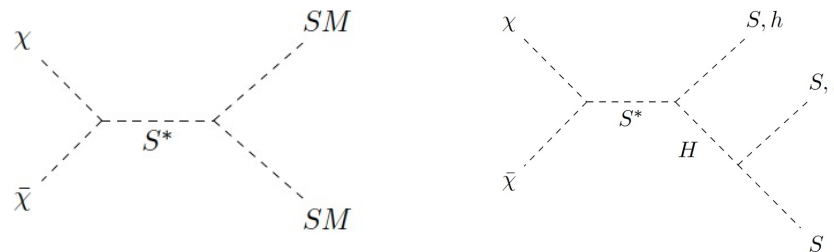
The multi-lepton anomalies and excesses in astrophysics

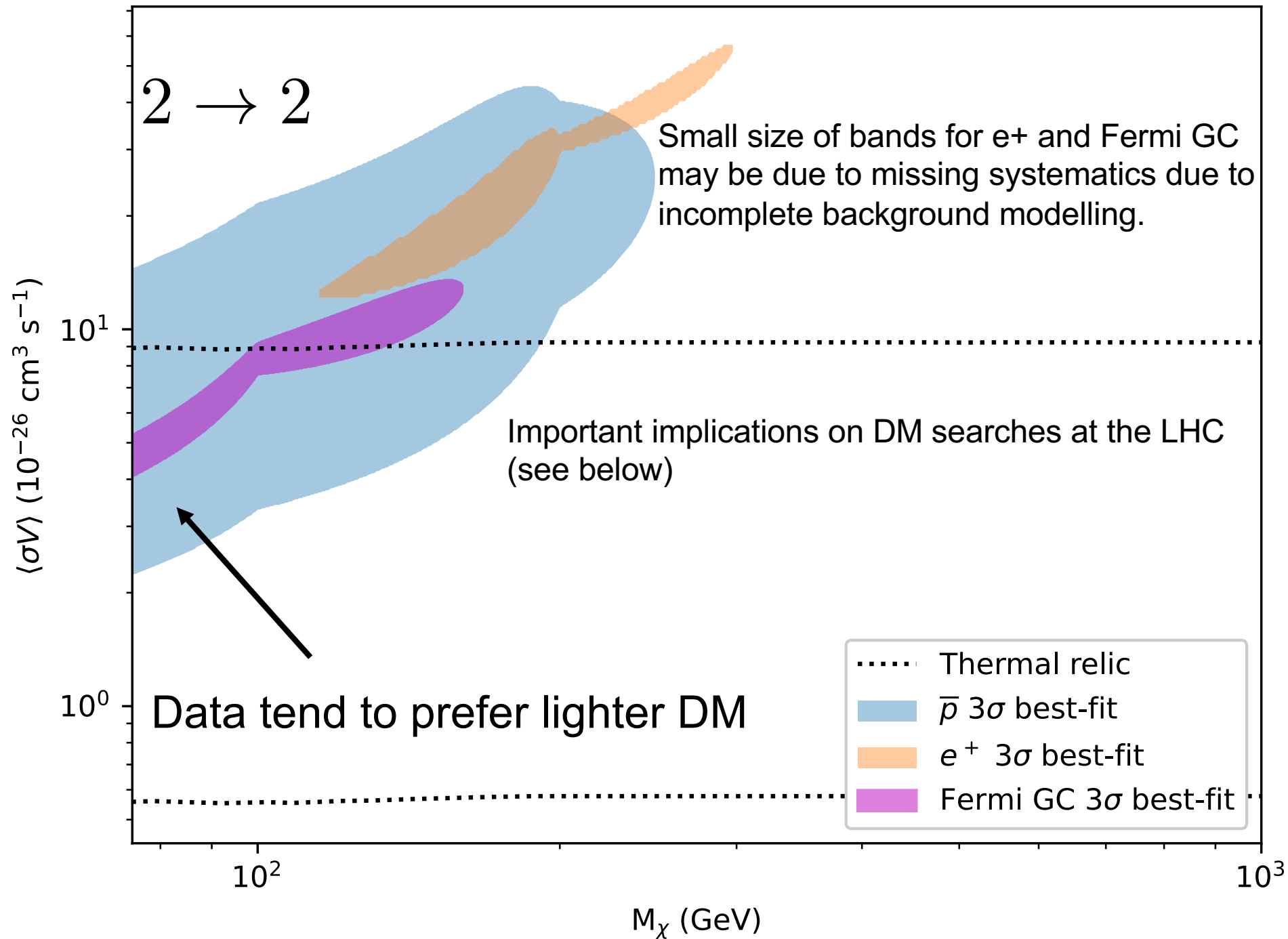


Leptophilic excesses, such as positron rise in PAMELA/AMS02



Dark matter annihilation.
Leptons, photons and protons
from the decays of S .





$2 \rightarrow 2$

