



भारतीय प्रौद्योगिकी संस्थान हैदराबाद
Indian Institute of Technology Hyderabad

Biomedical Engineering

Where the boundaries between disciplines fade !

PhD Admissions Brochure
(2022 - 2023)



PhD Admissions @ Biomedical Engineering

The Department of Biomedical engineering at Indian Institute of Technology Hyderabad (IITH) welcomes applications from suitably qualified and highly motivated students, willing to pursue research in the following research areas.

- Biomedical Imaging
- Biomicrofluidics & Biomechanics
- Regenerative Medicine & Stem Cell Research
- Nano Medicine & Regenerative Medicine
- Computational Neurosciences
- Bio-nanotechnology & Nanomedicine
- Biofabrication & Tissue Engineering
- Neurotechnology & Neuroscience
- Computational Systems Biology and Biomechanics
- Ultrasound Imaging & Therapeutics

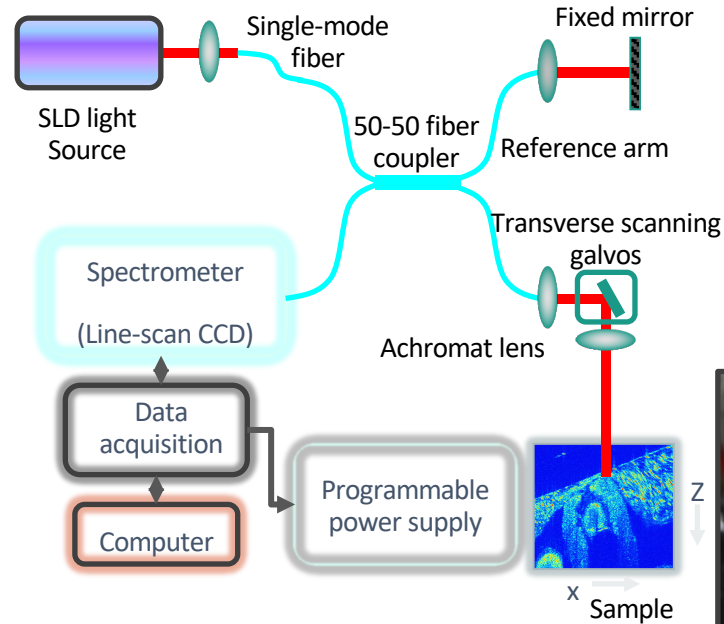


IITH Hostels


Biomedical imaging

Dr. Renu John

- Novel non-invasive bio-imaging techniques
- Coherence imaging and microscopy techniques
- Molecular contrast agents and Targeted molecular imaging
- Nanoparticles
- Targeted drug delivery and Bio-photonics applications



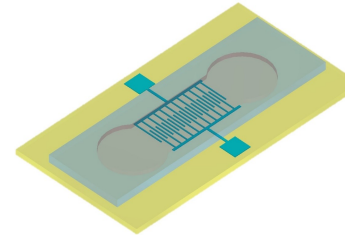
[Lab website](#)




Biomicrofluidics and Biomechanics

Dr. Harikrishnan Narayanan Unni


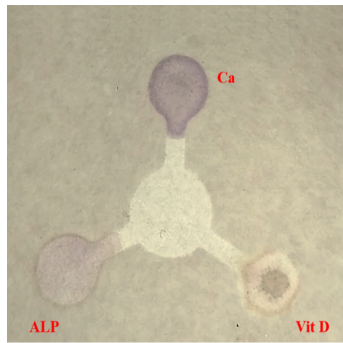
- Microfluidics and Lab on Chip for Bioengineering
- Lab on Chip for protein aggregation modelling
- Computational Biophysics and Systems Biology
- Computational Biomechanics



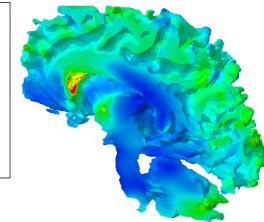
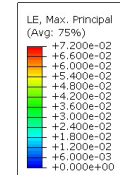
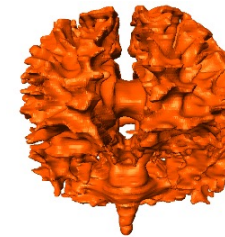
DEP Microfluidic Device



muPADs- Paper analytic devices



EWOD Electrode patterns

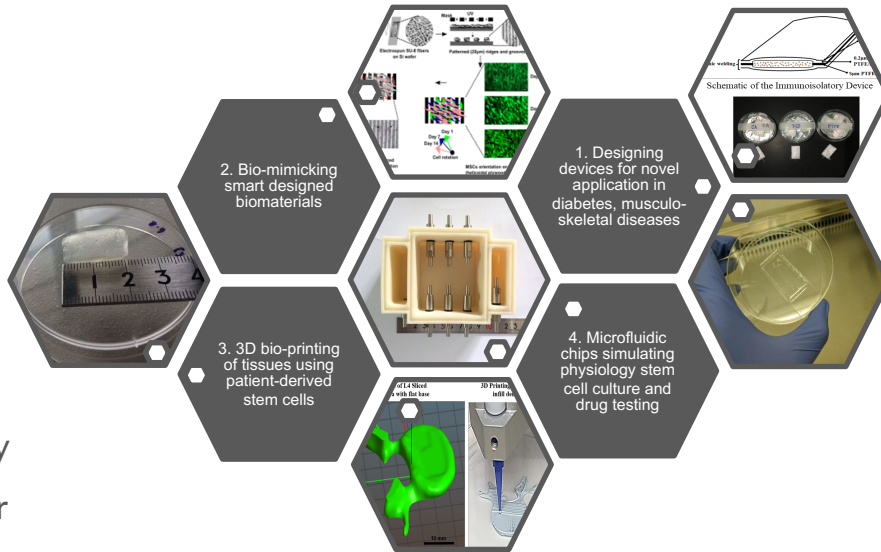


**White matter Strain distribution
– impact loading – FEM study**

Regenerative Medicine & Stem Cell (RMS)

Dr. Subha Narayan Rath

- Evaluation of in vitro stem cell-biomaterial interactions using micropatterning and nanofibers
- In vivo like bioreactor use for tissue development
- Molecular biological analysis of angiogenesis, osteogenesis, and evaluation of diabetic cell therapy
- Application of 3D-cell printing for regeneration of vascularized and osteo-chondral tissues.



[Lab website](#)

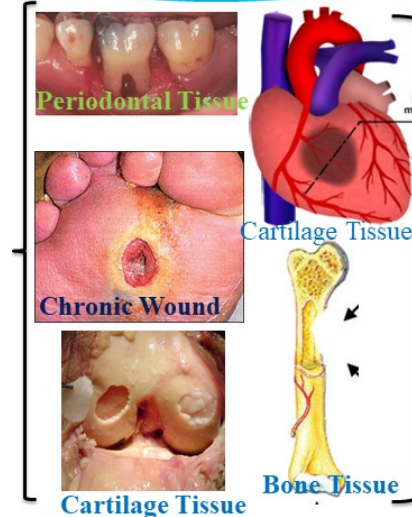
Nano Medicine & Regenerative Medicine

Dr. Jyotsnendu Giri

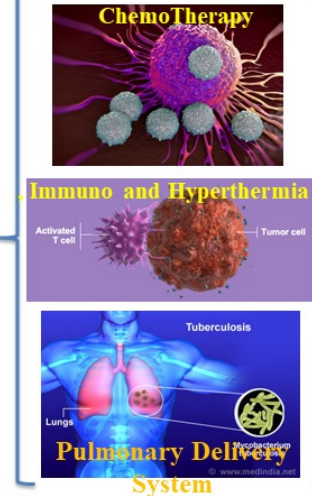
- Novel Biomaterials for Tissue Engineering
- Micro/nano system for vaccine development
- Immunoengineering
- Cancer therapeutics
- Stem Cell Engineering
- Drug Delivery

Engineering Nanomaterials and Regenerative Laboratory
(eNARM LAB)

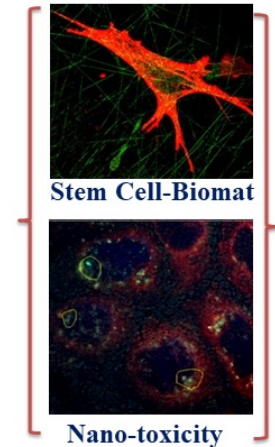
Regenerative Medicine



Drug and Biomolecule
Delivery



Cell-Biomaterial
Interface Science



[Lab website](#)

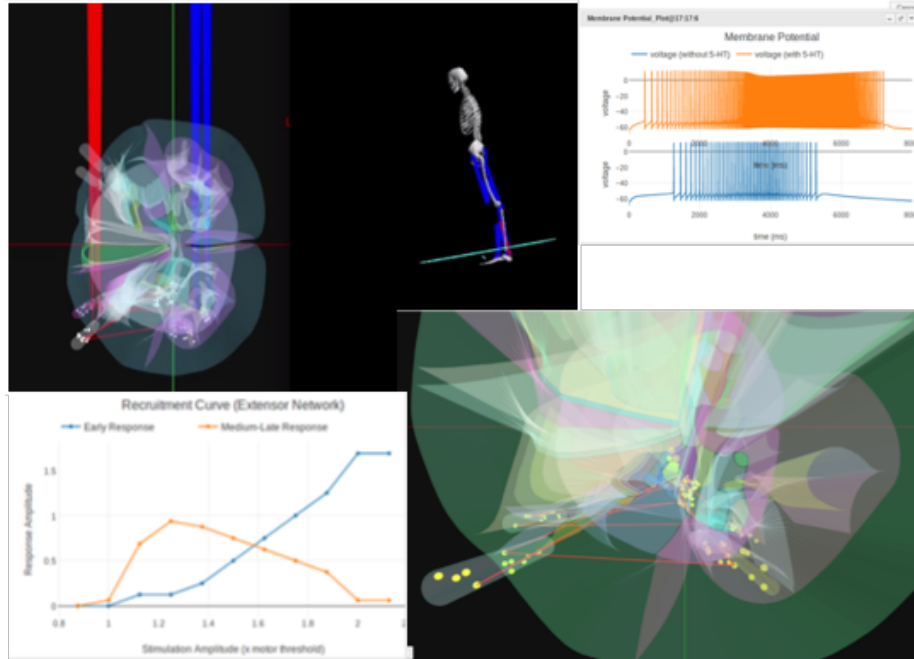
Computational Neurosciences

Dr. Mohan Raghavan

Spine Labs is focused on developing platform technologies around Neural simulation of human motor circuitry and afferent fibres. We use these simulation based technologies for advancing

- Clinical Practice & Medical device development
- Robotics and Neuromorphic technologies
- Basic science and Education

Note: Candidates with a background in programming, mechanical engg or any other quantitative sciences are preferred!!



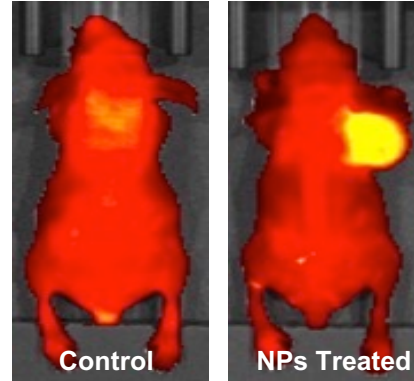
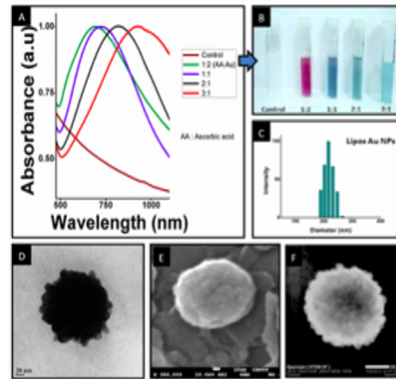
[Lab website](#)

Bio-nanotechnology and Nanomedicine


Dr. Aravind Kumar Rengan

Targeted Nano Theranostics




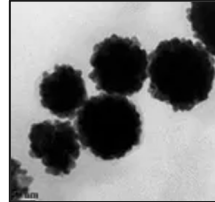

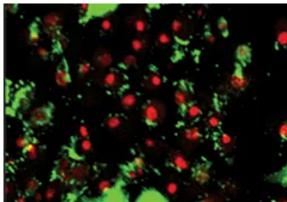
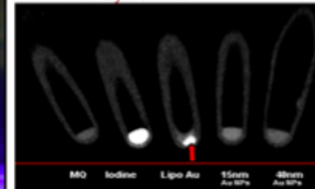
- Organo-inorganic nanohybrids for Photothermal therapy
- Cancer Nanotechnology
- Nanotoxicology
- Triggered/Targeted Drug Delivery
- Theranostic applications



[Lab website](#)



X-Ray contrast



Biofabrication and Tissue Engineering

Dr. Falguni Pati

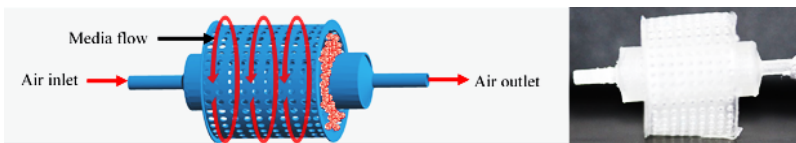
- 3D bioprinting of tissue/organ constructs for tissue engineering and regenerative medicine
- *In vitro* tissue/organ models for fundamental study and drug/toxicity testing
- Development of novel bioprintable biomaterial and bioink formulation
- 3D cell and tissue printing for personalized medicine
- 3D printed customized and personalized orthosis and prosthesis




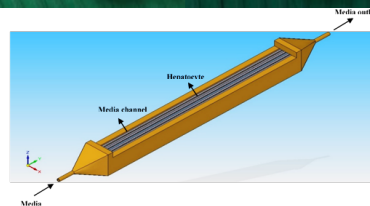
[Lab website](#)



Tissue/Organ-derived bioink for 3D bioprinting



CAD Model and 3D printed structures of next generation miniature bioreactor



3D Bioprinting facility at Biofab lab


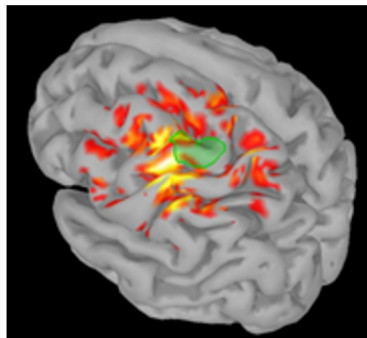
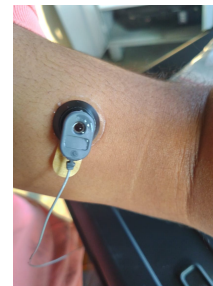
Neurotechnology and Neuroscience

Dr. Kousik Sarathy Sridharan


- Neuroimaging of the brain & peripheral electrophysiology
- Invasive and non-invasive neuromodulation for neurological and psychiatric disorders
- Intraoperative Neuromonitoring support systems



[Lab website](#)



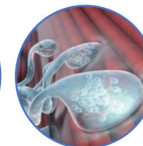
Stroke rehabilitation



Intra-operative
neuromonitoring



Disorders of
consciousness



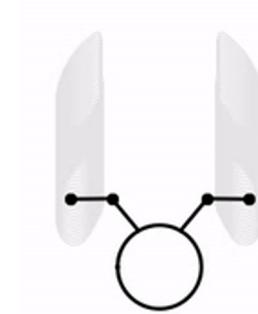
Diagnostics for
neuromuscular
disorders

Computational Systems Biology and Biomechanics


Dr. Mohd Suhail Rizvi

We utilize theoretical and computational approaches to study the biological systems in physiological contexts as well as in their engineered analogues. Our research focus includes

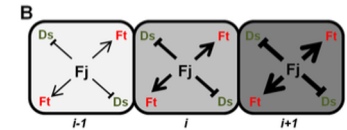
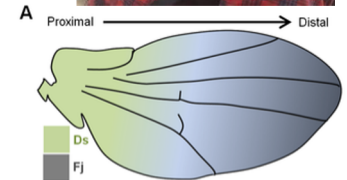
- Constitutive modeling of biomaterials
- Mechanics of active suspensions
- Systems biology of embryonic development
- Mechanotransduction in tissue engineering



Mechanics of algal swimming



Model of electrospun fibers



Mathematical model of Planar Cell Polarity

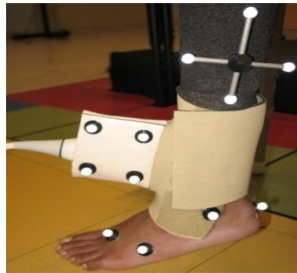
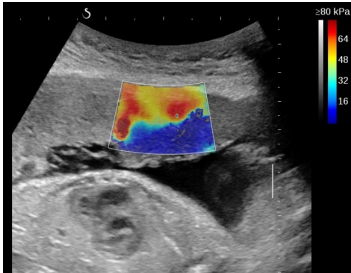
Ultrasound Imaging & Therapeutics

Dr. Avinash Eranki

My lab is focused on developing:

- Image-guided Therapeutic Ultrasound (FUS/HIFU) techniques for cancer therapy
- Liquid biopsy using Focused Ultrasound
- Ultrasound-based drug delivery
- Ultrasound Imaging for musculoskeletal applications & placental & fetal applications

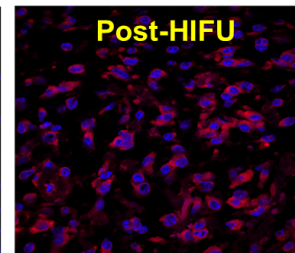
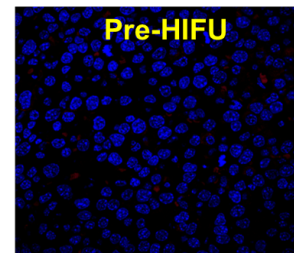
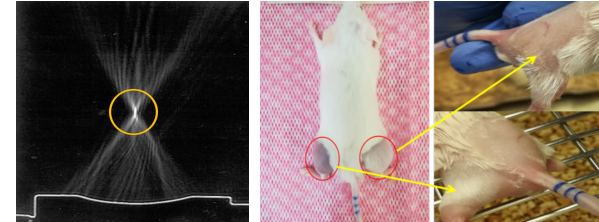
Ultrasound for Maternal/Fetal & Rehabilitation Applications



भारतीय प्रौद्योगिकी संस्थान हैदराबाद
Indian Institute of Technology Hyderabad



Therapeutic Ultrasound for Cancer Therapy



Eligibility criteria



1. M.Tech./M.E./M.S.(Engineering/Technology)/MSc/MBBS/BDS degree in the respective or allied areas
2. Candidates with Bachelor's degree in Engineering/Technology or Master's degree in Sciences in an allied area and possessing a valid GATE score may also apply
3. For those who have not yet completed their qualifying examination, marks up to the 7th semester/ 3rd year (for B.Tech students) and 3rd semester/ 1st year for PG students will be considered
4. Candidates with CSIR-NET-JRF / UGC-NET-JRF award for Research fellowship or equivalent or GATE Qualification are encouraged to apply
5. Please note that a stringent criteria may be used based on the marks in previous degrees in short-listing candidates to be called for interview.

General information



- Residency requirement is compulsory for external registrants to complete the required course credits (a minimum of four (4) courses) in the first year
- Applicants working in reputed R&D Organizations/Laboratories are eligible to apply
- Such applicants (a) need to be deputed on leave by the parent organization/department (b) do not require GATE qualification, and (c) will not be paid any assistantship or scholarship by IIT Hyderabad.
- Selection process is purely merit based and candidate will be tested in interview
- Application fees and details are available on IITH web page (www.iith.ac.in)
- Create login id and apply online on IITH website www.iith.ac.in/phdadmissions

Contact details



Dr. Falguni Pati

Department of Biomedical Engineering, IIT Hyderabad

Phone no.: 040-2301-6107

Email: bme_admissions@iith.ac.in

www.iith.ac.in

www.biomed.iith.ac.in